




GARDEN


PAVIMENTO E RIVESTIMENTO FLOOR AND WALL TILE




BIANCO



GRIGIO



BEIGE



ROSSO

GRES PORCELLANATO SMALTATO GLAZED PORCELAIN TILE



9,2 mm

FORMATI SIZES



20x40
8"x16"
Natural
R11



20x20
8"x8"
Natural
R11

GARDEN


◀ Garden Grigio 20x40 R11 . Grigio 20x20 R11



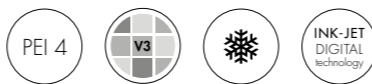


GARDEN


PAVIMENTO E RIVESTIMENTO FLOOR AND WALL TILE



GARDEN



COLORI COLORS



FORMATI SIZES

20x40 8"x16"



24 Printings

Natural R11

± 9,2 mm

14x

120

8000447

8000448

8000446

8000449



Bianco

Grigio

Beige

Rosso

20x20 8"x8"



24 Printings

Natural R11

± 9,2 mm

28x

120

8000443

8000444

8000442

8000445



Bianco

Grigio

Beige

Rosso

Attenzione: prodotto stonizzato.

Si consiglia di miscelare il materiale durante la posa prelevando le piastrelle da diverse scatole.

Attention: highly shaded material.

We advise to lay material mixing tiles from different boxes.

PEZZI SPECIALI SPECIAL TRIMS

Disponibili in tutti i colori Available in all colors



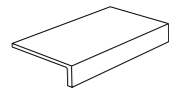
Battiscopa Digitale

Skirting

9,5x40 3.7"x16"

24x

15



El. a Elle Lineare Monolitico

Monolithic L Element R11

15x30x4 6"x12"x1.6"

8x

61 *



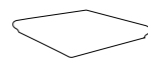
Gradino Monolitico

Monolithic Step R11

30x33 12"x13"

6x

153 *



Angolare Monolitico

Monolithic Corner Step R11

33x33 13"x13"

2x

178 *



Guarda la tabella completa

dei pezzi speciali a pagina 350

View the complete special

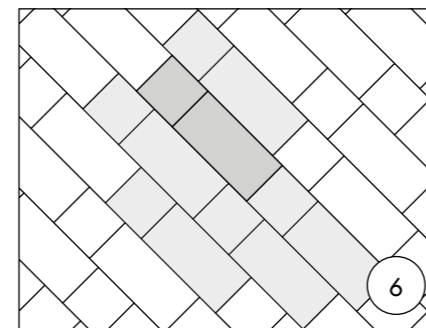
trims tabel at page 350

* Vendita su ordinazione.

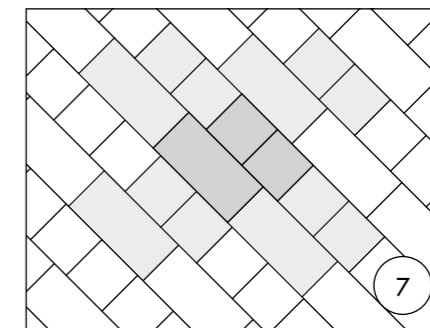
Available upon request.

GRES PORCELLANATO SMALTATO GLAZED PORCELAIN TILE

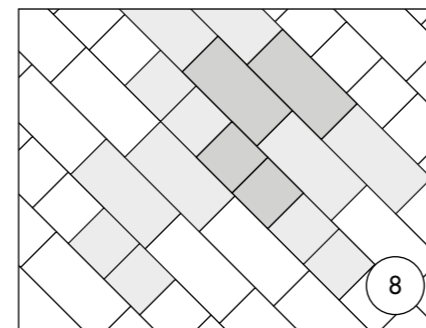
SUGGERIMENTI DI POSA LAYING SUGGESTIONS



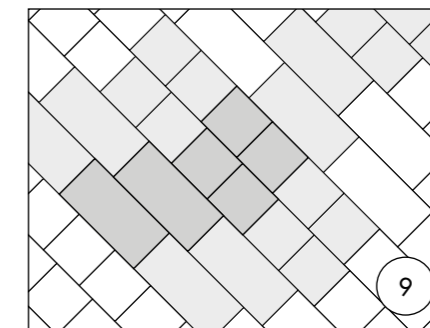
formati sizes	pz/modulo	%/mq	pz/mq
20x20	1	33	8,33
20x40	1	67	8,33



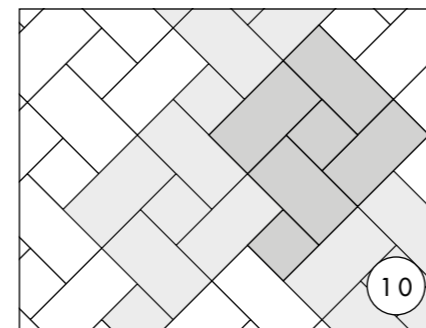
formati sizes	pz/modulo	%/mq	pz/mq
20x20	2	50	12,5
20x40	1	50	6,25



formati sizes	pz/modulo	%/mq	pz/mq
20x20	2	33	8,33
20x40	2	67	8,33



formati sizes	pz/modulo	%/mq	pz/mq
20x20	4	50	12,5
20x40	2	50	6,25



formati sizes	pz/modulo	%/mq	pz/mq
20x20	2	20	5
20x40	4	80	10

GARDEN	pcs/box	mq/box	kg/box	box/pallet	mq/pallet	kg/pallet
20x40 8"x16" Natural R11	14	1,12	20,50	64	71,68	1312,00
20x20 8"x8" Natural R11	28	1,12	20,50	64	71,68	1312,00

Fino ad esaurimento scorte, in seguito lo spessore passerà a 8,5 mm. Per i nuovi imballi vedere tabella a pag. 350
While stock lasts, then the thickness will become 8,5 mm. For the new packaging see the table at pag. 350