




GENERAL CATALOGUE 2025


















PESQA



IN ORDINE ALFABETICO IN ALPHABETICAL ORDER

PAVIMENTI E RIVESTIMENTI

FLOOR AND WALL TILES

'900 20x20	242
Absolute  120x120 . 60x120 . 20x120 . 80x80 . 40x80 . 60x60 . 30x60 . 10x30	96
Affreschi 60x120	08
Axis  30x120 . 20x120 . 15x60	260
Boston  60x120 . 80x80 . 40x80 . 60x60 . 30x60 . 30x30	122
Cool 120x120 . 60x120 . 60x60 . 30x60	84
Dover  60x120 . 60x60 . 30x60 . 30x30 . 10x30	30
Duecento25 7,5x30	20
Garden  20x40 . 20x20	218
Imperium 60x120 . 60x60 . 30x60 . 30x30 . 10x30	184
Lapis  40x60 . 40x40 . 20x40 . 20x20	200
Moonstone 60x120 . 60x60 . 30x60 . 30x30 . 10x30	44
Origin 60x120 . 30x60 . 10x30	174
Planet 30x120 . 20x120	268
Reims  25x50 . 25x25	192
Sanctuary 60x120	58
Shellstone  60x120 . 60x60 . 30x60 . 30x30 . 10x30	154
Star 60x120 . 60x60 . 30x60 . 10x30	166
Stone Wave  30x60	210
Theatro  60x120 . 80x80 . 40x80 . 60x60 . 30x60 . 30x30 . 10x30	110
Theory  120x120 . 60x120 . 60x60 . 30x60 . 30x30 . 10x30	72
Time  60x120 . 80x80 . 40x80 . 60x60 . 30x60 . 30x30 . 10x30	142
Tongass  20x120	250
Via Verdi  25x50 . 25x25	226
Vintage 20x20	234
Wales  60x120 . 60x60 . 30x60 . 30x30 . 10x30	130

RIVESTIMENTI

WALL TILES

Absolute 30x90	286
Boston 30x90	296
Boston 20x50	324
Cardoso 20x50	316
Cool 30x90	306
Urban 30x90	276




INFO TECNICHE TECHNICAL INFO

Codici pezzi speciali Special trims codes	330
Suggerimenti di posa Laying suggestions	334
Caratteristiche tecniche Technical characteristics	336
Condizioni generali di vendita General sale conditions	338
Istruzioni per la cura e la manutenzione Care and maintenance instructions	340
Certificazioni Certifications	342





PER EFFETTO BY LOOK

CONCRETE & RESIN

'900 20x20	242
Absolute  120x120 . 60x120 . 20x120 . 80x80 . 40x80 . 60x60 . 30x60 . 10x30	96
Absolute 30x90	286
Boston  60x120 . 80x80 . 40x80 . 60x60 . 30x60 . 30x30	122
Boston 30x90	296
Boston 20x50	324
Cool 120x120 . 60x120 . 60x60 . 30x60	84
Cool 30x90	306
Sanctuary 60x120	58
Theatro  60x120 . 80x80 . 40x80 . 60x60 . 30x60 . 30x30 . 10x30	110
Urban 30x90	276
Vintage 20x20	234











WOOD

Axis  30x120 . 20x120 . 15x60	260
Planet 30x120 . 20x120	268
Tongass  20x120	250

MARBLE

Imperium 60x120 . 60x60 . 30x60 . 30x30 . 10x30	184
Origin 60x120 . 30x60 . 10x30	174

STONE

Dover  60x120 . 60x60 . 30x60 . 30x30 . 10x30	30
Garden  20x40 . 20x20	218
Lapis  40x60 . 40x40 . 20x40 . 20x20	200
Moonstone 60x120 . 60x60 . 30x60 . 30x30 . 10x30	44
Reims  25x50 . 25x25	192
Shellstone  60x120 . 60x60 . 30x60 . 30x30 . 10x30	154
Star 60x120 . 60x60 . 30x60 . 10x30	166
Stone Wave  30x60	210
Theory  120x120 . 60x120 . 60x60 . 30x60 . 30x30 . 10x30	72
Time  60x120 . 80x80 . 40x80 . 60x60 . 30x60 . 30x30 . 10x30	142
Via Verdi  25x50 . 25x25	226
Wales  60x120 . 60x60 . 30x60 . 30x30 . 10x30	130

WALLPAPERS

Affreschi 60x120	08
---------------------	----

BRICK


Duecento25 7,5x30	20
----------------------	----

CHROMATIC

Cardoso 20x50	316
------------------	-----



PER FORMATO BY SIZES



120x120

Absolute	96
Cool	84
Theory	72




60x120

Affreschi	08
Absolute	96
Boston	122
Cool	84
Dover	30
Imperium	184
Moonstone	44
Origin	174
Sanctuary	58
Shellstone	154
Star	166
Theatro	110
Theory	72
Time	142
Wales	130



30x120

Axis	260
Planet	268



20x120

Absolute	96
Axis	260
Planet	268
Tongass	250



80x80

Absolute	96
Boston	122
Theatro	110
Time	142



40x80

Absolute	96
Boston	122
Theatro	110
Time	142



60x60

Absolute	96
Boston	122
Cool	84
Dover	30
Imperium	184
Moonstone	44
Shellstone	154
Star	166
Theatro	110
Theory	72
Time	142
Wales	130



30x60

Absolute	96
Boston	122
Cool	84
Dover	30
Imperium	184
Moonstone	44
Origin	174
Shellstone	154
Star	166
Stone Wave	210
Theatro	110
Theory	72
Time	142
Wales	130



15x60

Axis	260
------	-----



PER FORMATO BY SIZES



30x30

Boston	122
Cardoso	316
Dover	30
Imperium	184
Moonstone	44
Shellstone	154
Theatro	110
Theory	72
Time	142
Wales	130



10x30

Absolute	96
Dover	30
Imperium	184
Moonstone	44
Origin	174
Shellstone	154
Star	166
Theatro	110
Theory	72
Time	142
Wales	130



7,5x30

Duecento25	20
------------	----



25x50

Reims	192
Via Verdi	226



25x25

Reims	192
Via Verdi	226




40x60

Lapis	200
-------	-----



40x40

Lapis	200
-------	-----



20x40

Lapis	200
Garden	218



20x20

Vintage	234
'900	242
Lapis	200
Garden	218



30x90


Absolute	286
Boston	296
Cool	306
Urban	276




20x50

Boston	324
Cardoso	316

LETTURA DEL CATALOGO READING THE CATALOGUE



- 1 Serie Collection
- 2 Tipologia prodotto Product type
- 3 Simbologia Symbols
- 4 Gamma colori Color range
- 5 Formati Sizes
- 6 Sviluppo grafico Graphic development



- 7 Fondi Plain Tiles
- 8 Pezzi speciali Special trims
- 9 Imballi Packaging
- 10 Mosaici e decori Mosaics and decors
- 11 Descrizione Description
- 12 Numero grafiche differenti Number of different patterns

SIMBOLOGIA SYMBOLS

Variazione cromatica Chromatic variation

- V1 Aspetto uniforme. Uniform appearance.
- V2 Lieve variazione. Light variation.
- V3 Marcata variazione. Significant variation.
- V4 Forte variazione. Strong variation.

Grado di scivolosità Slip rate

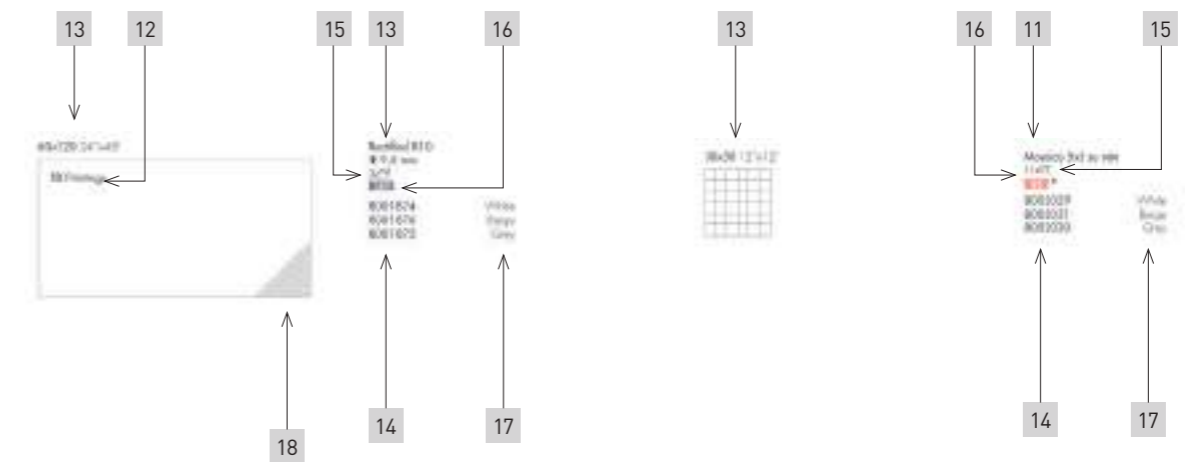
- R9
- R10 In funzione dell'ambiente o della zona di lavoro. According to environment or working area.
- R11

Superfici Outdoor Outdoor surfaces



Altre caratteristiche More features

- Spessore Thickness
- Tecnologia digitale. Digital technology.
- Resistenza al gelo Frost resistance
- 3÷5 according to shade Resistenza all'abrasione Abrasion resistance



- 13 Formato Size
- 14 Codice Code
- 15 Pezzi per scatola Pieces per box
- 16 Categoria prezzo * Price code
- 17 Colori Colors
- 18 Finitura Grip disponibile Grip finish available

*Lettura listino Price list indications

- Prezzo al mq Price per sqm
- Prezzo al pezzo Price per piece
- Prezzo al mq/tassative scatole complete Price per sqm / Complete boxes only



AFFRESCHI

PAVIMENTO E RIVESTIMENTO FLOOR AND WALL TILE



BOTTICELLI



MONET




MORRIS




CARAVAGGIO



DEGAS



POLLOCK



KLIMT



RENOIR

GRES PORCELLANATO SMALTATO GLAZED PORCELAIN TILE



9,5 mm

Degas, Klimt
Monet
Pollock
Renoir

Botticelli
Caravaggio
Morris

FORMATO SIZE



60x120
24"x48"
Rectified

AFFRESCHI

Affreschi Degas 60x120 | Tongass Natural 20x120 >



^ Affreschi Monet 60x120 | Tongass Brown 20x120





AFFRESCHI

< Affreschi Renoir 60x120 | Teatro White 60x120



^ Affreschi Pollock 60x120 | Wales Antracite 60x120

AFFRESCHI

~ Affreschi Botticelli 60x120 | Teatro Graphite 60x60



AFFRESCHI

Affreschi Morris 60x120 | Cool Almond 60x120 >



~ Affreschi Klimt 60x120 | Cool Ocean 60x60



WALLPAPERS



8001567 Botticelli
60x120 24"x48" Rectified
± 9,5 mm
1 Printings 2x
198 PEI 2

Posa Installation

M

A	A	V	V	V	A
					A



8001569 Morris
60x120 24"x48" Rectified
± 9,5 mm
1 Printings 2x
198 PEI 2

Posa Installation

M

A	A	V	V	A	V	V	A	V
								A



8001568 Caravaggio
60x120 24"x48" Rectified
± 9,5 mm
1 Printings 2x
198 PEI 2

Posa Installation

M

A	A	V	V	A	V	V	A	V
								A

GRES PORCELLANATO PORCELAIN TILE



8002797 Degas
60x120 24"x48" Rectified
± 9,5 mm
3 Printings 2x
198 PEI 2



Posa Installation

L

A	A	V	V	A	V	V	A	V
								A



8002796 Pollock
60x120 24"x48" Rectified
± 9,5 mm
3 Printings 2x
198 PEI 2



Posa Installation

L

A	A	V	V	A	V	V	A	V
								A



8001566 Monet
60x120 24"x48" Rectified
± 9,5 mm
1 Printings 2x
198 PEI 2

Posa Installation

L

A	A
---	---



8001565 Renoir
60x120 24"x48" Rectified
± 9,5 mm
1 Printings 2x
198 PEI 2

Posa Installation

L

A	A
---	---



8001564 Klimt
60x120 24"x48" Rectified
± 9,5 mm
1 Printings 2x
198 PEI 2

Posa Installation

L

A	A	V	V	A	V	V	A	V
								A

Per tutti i decori posa consigliata con fuga 2 mm. La ripresa grafica tra i decori può avere un tolleranza contenuta in 2 cm.
For all decorations recommended installation with 2 mm joint. The tile graphic between the decorations can have a tolerance included in 2 cm.

Destinazioni d'uso Destinations of use


- A** RIVESTIMENTO per tutte le desinazione d'uso: commerciale e residenziale.
TO WALL TILES for all destinations of use: commercial and residential.
- L** CALPESTIO LEGGERO. R9
LIGHT TRAFFIC. R9
- M** CALPESTIO MEDIO. R10
MEDIUM TRAFFIC. R10

AFFRESCHI	pcs/box	mq/box	kg/box	box/pallet	mq/pallet	kg/pallet
60x120 24"x48" Rectified	2	1,44	29,60	36	51,84	1080,00



DUECENTO25


PAVIMENTO E RIVESTIMENTO FLOOR AND WALL TILE



GRES PORCELLANATO SMALTATO GLAZED PORCELAIN TILE



FORMATI SIZES



7,5x30
3"x12"
Rectified

DUECENTO25

◀ Duecento25 Nr. 11



^ Duecento25 Nr. 01. 06

DUECENTO25

▼ Duecento25 Nr.14 . 17



DUECENTO25

< Duecento25 Nr. 03 . 04



^ Duecento25 Nr.10 . 16

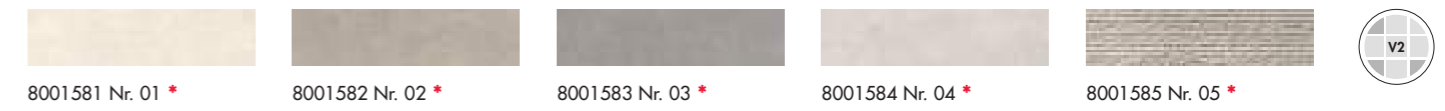


DUECENTO25



GRES PORCELLANATO SMALTATO GLAZED PORCELAIN TILE

7,5x30 3"x12" ± 8 mm Rectified R9



7,5x30 3"x12" ± 8 mm Rectified R9



7,5x30 3"x12" ± 8 mm Rectified R10



* Vendita su ordinazione. Available upon request.

DUECENTO25	pcs/box	mq/box	kg/box	box/pallet	mq/pallet	kg/pallet
7,5x30 3"x12" Rectified	48	1,08	19,40	44	47,52	853,60

< Duecento25 Nr. 15 .



DOVER

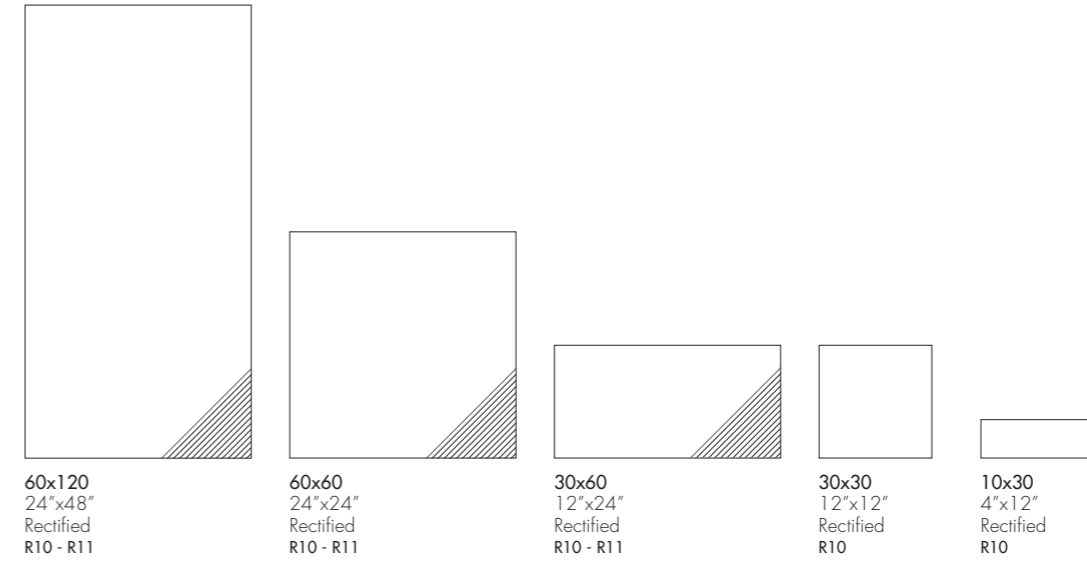
PAVIMENTO E RIVESTIMENTO FLOOR AND WALL TILE



GRES PORCELLANATO SMALTATO GLAZED PORCELAIN TILE



FORMATI SIZES



DOVER

▼ Dover Dark 60x60 . 30x60



DOVER

◀ Dover Dark 60x120 . Dover Mosaico 5x5 Dark 30x30



^ Dover Antracite R11 60x120

Dover White 60x120 . 60x60 . 30x60 . 30x30 >




^ Dover White R11 60x120



DOVER

< Dover Havana 60x120 . Dover Havana 10x30



^ Dover Havana 60x60 . Dover Mosaico 5x5 Havana 30x30



DOVER


PAVIMENTO E RIVESTIMENTO FLOOR AND WALL TILE




DARK



ANTRACITE



WHITE



BEIGE



HAVANA

COLORI COLORS



FORMATI SIZES

Formato / Size	Quantità / Qty	Spessore / Thickness	Colori / Colors	Stato / Status
60x120 24"x48"	12 Printings	Rectified R10 ± 9,5 mm	White, Beige, Havana, Antracite, Dark	OUT
60x60 24"x24"	14 Printings	Rectified R10 ± 9 mm	White, Beige, Havana, Antracite, Dark	OUT
30x60 12"x24"		Rectified R10 ± 9 mm	White, Beige, Havana, Antracite, Dark	OUT
30x30 12"x12"		Rectified R10 ± 9 mm	White, Beige, Havana, Antracite, Dark	* Vendita su ordinazione. Available upon request.
10x30 4"x12"		Rectified R10 ± 9 mm	White, Beige, Havana, Antracite, Dark	* Vendita su ordinazione. Available upon request.

GRES PORCELLANATO SMALTATO GLAZED PORCELAIN TILE



DECORI DECORS

Decor / Decor	Quantità / Qty	Colori / Colors	Stato / Status
30x30 12"x12"	Mosaico 5x5 su rete 11x35 *	White, Beige, Havana, Antracite, Dark	* Vendita tassativa a scatole complete. Disponibile su ordinazione con un minimo di 3 settimane. Sold by full boxes only. Available on demand with, at least, a 3 weeks waiting.
29x25 11.5"x10"	Mosaico Esagona su rete 6x82 *	White, Beige, Havana, Antracite, Dark	* Vendita tassativa a scatole complete. Disponibile su ordinazione con un minimo di 3 settimane. Sold by full boxes only. Available on demand with, at least, a 3 weeks waiting.

PEZZI SPECIALI SPECIAL TRIMS


Decor / Decor	Quantità / Qty	Colori / Colors	Stato / Status
Battiscopa Digitale Skirting 6x60 2.4"x24"	15x30	White, Beige, Antracite	* Vendita su ordinazione. Available upon request.
Gradino Lineare Costa Retta Step 33x120x3 13"x48"x1.2"	2x189 *	White, Beige, Antracite	* Vendita su ordinazione. Available upon request.
Angolare Costa Retta Corner Step 33x120x3 13"x48"x1.2"	2x190 *	White, Beige, Antracite	* Vendita su ordinazione. Available upon request.
Angolare DX	190 *	White, Beige, Antracite	* Vendita su ordinazione. Available upon request.
Angolare SX	190 *	White, Beige, Antracite	* Vendita su ordinazione. Available upon request.
Angolare DX/SX	204 *	White, Beige, Antracite	* Vendita su ordinazione. Available upon request.

DOVER	pcs/box	mq/box	kg/box	box/pallet	mq/pallet	kg/pallet
60x120 24"x48" Rectified R10/R11	2	1,44	29,60	36	51,84	1080,00
60x60 24"x24" Rectified R10/R11	3	1,08	21,30	40	43,20	852,00
30x60 12"x24" Rectified R10/R11	6	1,08	21,00	48	51,84	1008,00
30x30 12"x12" Rectified R10	12	1,08	21,00	48	51,84	1008,00
10x30 4"x12" Rectified R10	32	0,96	19,30	36	34,56	694,80



MOONSTONE

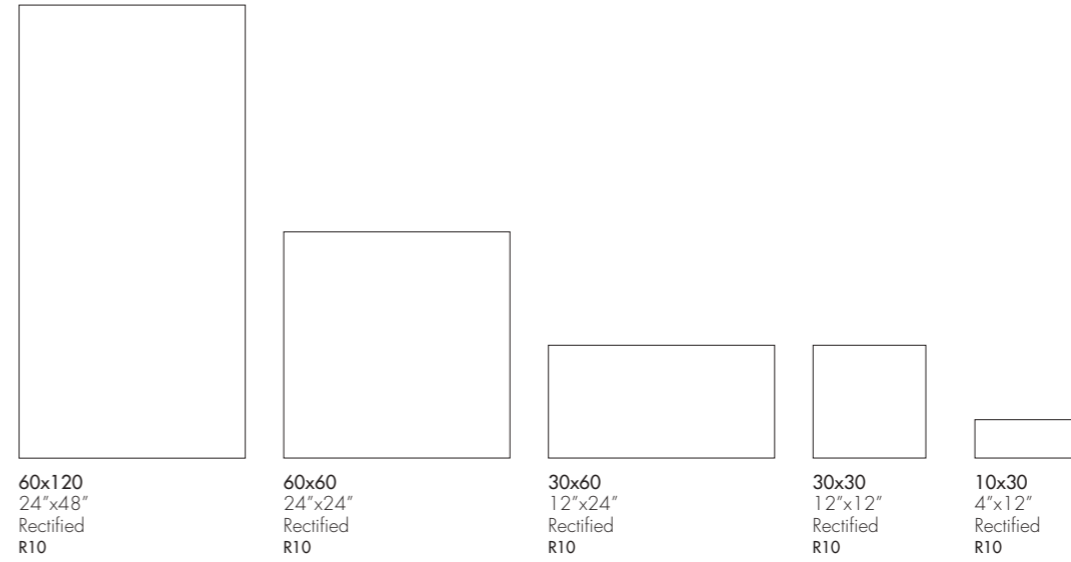
PAVIMENTO E RIVESTIMENTO FLOOR AND WALL TILE



GRES PORCELLANATO SMALTATO GLAZED PORCELAIN TILE



FORMATI SIZES



MOONSTONE

▼ Moonstone White 60x60 . 10x30



MOONSTONE

< Moonstone Dark 60x120 . 60x60



^ Moonstone Dark 60x120

MOONSTONE

✓ Moonstone Beige 60x120 . 60x60 . 30x60 . 30x30



MOONSTONE

◀ Moonstone Beige 60x120 . Moonstine Mosaico 5x5 Beige 30x30



~ Moonstone Beige 60x120




MOONSTONE

PAVIMENTO E RIVESTIMENTO FLOOR AND WALL TILE



MOONSTONE

COLORI COLORS



FORMATI SIZES


60x120 24"x48"



Rectified R10
± 9,5 mm
2x **149**

8001919 White
8001921 Beige
8001920 Grey
8001922 Dark

60x60 24"x24"



Rectified R10
± 9 mm
3x **130**

8001926 White
8001929 Beige
8001928 Grey
8001930 Dark

30x60 12"x24"



Rectified R10
± 9 mm
6x **130**

8001927 White
8001935 Beige
8001934 Grey
8001936 Dark

30x30 12"x12"



Rectified R10
± 9 mm
12x **147** *

8002167 White
8002169 Beige
8002168 Grey
8002172 Dark

* Vendita su ordinazione.
Available upon request.

10x30 4"x12"



Rectified R10
± 9 mm
32x **169** *

8002174 White
8002176 Beige
8002175 Grey
8002177 Dark

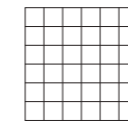
* Vendita su ordinazione.
Available upon request.

GRES PORCELLANATO SMALTATO GLAZED PORCELAIN TILE



DECORI DECORS

30x30 12"x12"



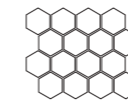
Mosaico 5x5 su rete

11x **35** *

8002155 White
8002157 Beige
8002156 Grey
8002158 Dark

* Vendita tassativa a scatole complete.
Disponibile su ordinazione con un minimo di 3 settimane. Sold by full boxes only. Available on demand with, at least, a 3 weeks waiting.

29x25 11.5"x10"



Mosaico Esagona su rete

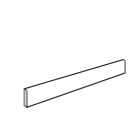
6x **82** *

8002159 White
8002161 Beige
8002160 Grey
8002162 Dark

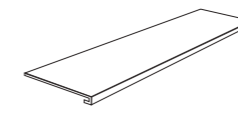
* Vendita tassativa a scatole complete.
Disponibile su ordinazione con un minimo di 3 settimane. Sold by full boxes only. Available on demand with, at least, a 3 weeks waiting.

PEZZI SPECIALI SPECIAL TRIMS

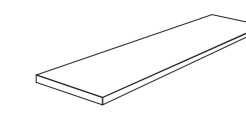
Disponibili in tutti i colori Available in all colors



Battiscopa Digitale
Skirting
6x60 2.4"x24"
1.5x **30**



Gradino Lineare Costa Retta
Step
33x120x3 13"x48"x1.2"
2x **189** *



Angolare Costa Retta
Corner Step
33x120x3 13"x48"x1.2"
2x **190** *
Angolare DX **190** *
Angolare SX **190** *
Angolare DX/SX **204** *



Guarda la tabella completa
dei pezzi speciali a pagina 330
View the complete special
trims tabel at page 330

* Vendita su ordinazione.
Available upon request.

MOONSTONE	pcs/box	mq/box	kg/box	box/pallet	mq/pallet	kg/pallet
60x120 24"x48" Rectified R10	2	1,44	29,60	36	51,84	1080,00
60x60 24"x24" Rectified R10	3	1,08	21,30	40	43,20	852,00
30x60 12"x24" Rectified R10	6	1,08	21,00	48	51,84	1008,00
30x30 12"x12" Rectified R10	12	1,08	21,00	48	51,84	1008,00
10x30 4"x12" Rectified R10	32	0,96	19,30	36	34,56	694,80



SANCTUARY

PAVIMENTO E RIVESTIMENTO FLOOR AND WALL TILE



SAND



MINT



WHITE



GREY




BLUE

GRES PORCELLANATO SMALTATO GLAZED PORCELAIN TILE



9,5 mm

FORMATI SIZES



60x120
24"x48"
Rectified
R10

SANCTUARY

~ Sanctuary Blue 60x120 . Cool Ocean 120x120



SANCTUARY

◀ Sanctuary Grey 60x120 . Absolute Cement Smoke 60x120



^ Sanctuary Grey 60x120

SANCTUARY

✓ Sanctuary Sand 60x120 . Cool Almond 120x120





SANCTUARY

◀ Sanctuary Mint 60x120 . Theory White 120x120



^ Sanctuary Mint 60x120 . Mosaico 5x5 Mint 30x30 . Teatro Bone 60x120



SANCTUARY

PAVIMENTO E RIVESTIMENTO FLOOR AND WALL TILE



SANCTUARY

COLORI COLORS



FORMATI SIZES

60x120 24"x48"




Rectified R10
± 9,5 mm
2x

8002132	Sand
8002131	Mint
8002128	White
8002129	Grey
8002130	Blue

DECORI DECORS

30x30 12"x12"



Mosaico 5x5 su rete
11x

8002196	Sand
8002195	Mint
8002192	White
8002193	Grey
8002194	Blue

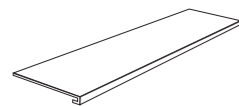
* Vendita tassativa a scatole complete. Disponibile su ordinazione con un minimo di 3 settimane. Sold by full boxes only. Available on demand with, at least, a 3 weeks waiting.

PEZZI SPECIALI SPECIAL TRIMS

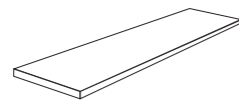
Disponibili in tutti i colori Available in all colors



Battiscopa Digitale
Skirting
6x60 2.4"x24"
15x



Gradino Lineare Costa Retta
Step
33x120x3 13"x48"x1.2"
2x



Angolare Costa Retta
Corner Step
33x120x3 13"x48"x1.2"
2x

Angolare DX	190 *
Angolare SX	190 *
Angolare DX/SX	204 *



Guarda la tabella completa dei pezzi speciali a pagina 330
View the complete special trims tabel at page 330

* Vendita su ordinazione. Available upon request.

GRES PORCELLANATO SMALTATO GLAZED PORCELAIN TILE




~ Sanctuary White 60x120 . Tongass Brown 20x120

SANCTUARY	pcs/box	mq/box	kg/box	box/pallet	mq/pallet	kg/pallet
60x120 24"x48" Rectified R10	2	1,44	29,60	36	51,84	1080,00



THEORY

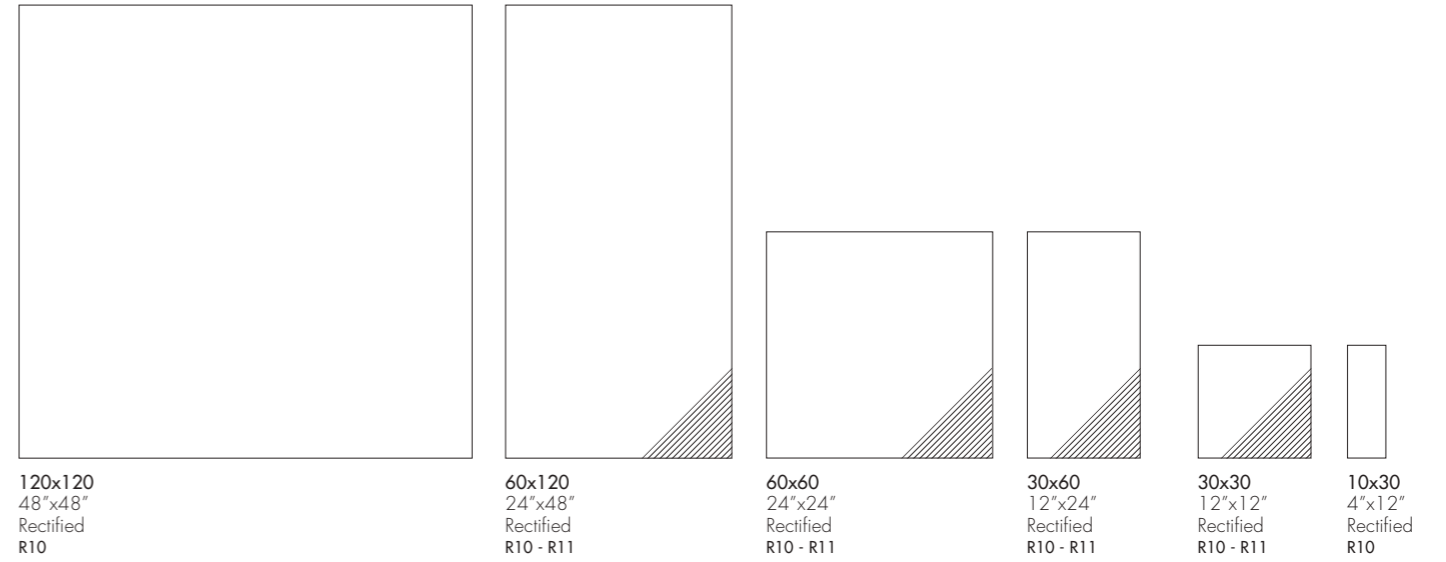
PAVIMENTO E RIVESTIMENTO FLOOR AND WALL TILE



GRES PORCELLANATO SMALTATO GLAZED PORCELAIN TILE



FORMATI SIZES



THEORY

∨ Theory Beige 120x120 . Cannettato Beige 60x120





THEORY

◀ Theory Beige 60x60 R10-R11



^ Theory White 120x120

THEORY



~ Theory White 60x60 - 30x60





THEORY

PAVIMENTO E RIVESTIMENTO FLOOR AND WALL TILE




COLORI COLORS



FORMATI SIZES


120x120 48"x48"



Rectified R10
± 9 mm
2x **170**

8001864 White
8001865 Beige

60x120 24"x48"



Rectified R10
± 9,5 mm
2x **149**


8001874 White
8001876 Beige
8001875 Grey

Rectified R11
± 9,5 mm
2x **149**

8001877 White
8001879 Beige
8001878 Grey

OUT

60x60 24"x24"



Rectified R10
± 9 mm
3x **130**

8001893 White
8001895 Beige
8001894 Grey

Rectified R11
± 9 mm
3x **130**

8001910 White
8001912 Beige
8001911 Grey

OUT

30x60 12"x24"



Rectified R10
± 9 mm
6x **130**

8001896 White
8001948 Beige
8001947 Grey

Rectified R11
± 9 mm
6x **130**

8001949 White
8001951 Beige
8001950 Grey

OUT

30x30 12"x12"



Rectified R10
± 9 mm
12x **147** *

8002089 White
8002091 Beige
8002090 Grey

Rectified R11
± 9 mm
12x **147** *

8002125 White
8002127 Beige
8002126 Grey

OUT


* Vendita su ordinazione.
Available upon request.

GRES PORCELLANATO SMALTATO GLAZED PORCELAIN TILE



FORMATI SIZES

10x30 4"x12"



Rectified R10
± 9 mm
32x **169** *

8002086 White
8002088 Beige
8002087 Grey

* Vendita su ordinazione.
Available upon request.

DECORI DECORS

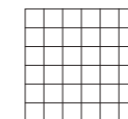
60x120 24"x48"



Cannettato Rectified R10
± 9,5 mm
2x **154**

8002036 White
8002038 Beige
8002037 Grey

30x30 12"x12"



Mosaico 5x5 su rete
11x **35** *

8002029 White
8002031 Beige
8002030 Grey

* Vendita tassativa a scatole complete.
Disponibile su ordinazione con un minimo di 3 settimane. Sold by full boxes only. Available on demand with, at least, a 3 weeks waiting.

29x25 11.5"x10"



Mosaico Esagona su rete
6x **82** *

8002052 White
8002054 Beige
8002053 Grey

* Vendita tassativa a scatole complete.
Disponibile su ordinazione con un minimo di 3 settimane. Sold by full boxes only. Available on demand with, at least, a 3 weeks waiting.

29x60 11.5"x24"



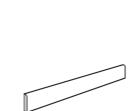
Muretto su rete
6x **82** *

8002077 White
8002079 Beige
8002078 Grey

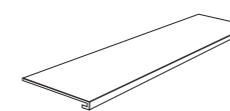
* Vendita tassativa a scatole complete.
Disponibile su ordinazione con un minimo di 3 settimane. Sold by full boxes only. Available on demand with, at least, a 3 weeks waiting.

PEZZI SPECIALI SPECIAL TRIMS

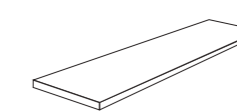
Disponibili in tutti i colori Available in all colors



Battiscopa Digitale
Skirting
6x60 2.4"x24"
15x **30**



Gradino Lineare Costa Retta
Step
33x120x3 13"x48"x1.2"
2x **189** *



Angolare Costa Retta
Corner Step
33x120x3 13"x48"x1.2"
2x **190** *

Angolare DX **190** *
Angolare SX **190** *
Angolare DX/SX **204** *



Guarda la tabella completa
dei pezzi speciali a pagina 330
View the complete special
trims tabel at page 330

* Vendita su ordinazione.
Available upon request.

THEORY	pcs/box	mq/box	kg/box	box/pallet	mq/pallet	kg/pallet
120x120 48"x48" Rectified R10	2	2,88	67,00	18	51,84	1206,00
60x120 24"x48" Rectified R10/R11	2	1,44	29,60	36	51,84	1080,00
60x120 24"x48" Cannettato Rectified	2	1,44	29,60	36	51,84	1080,00
60x60 24"x24" Rectified R10/R11	3	1,08	21,30	40	43,20	852,00
30x60 12"x24" Rectified R10/R11	6	1,08	21,00	48	51,84	1008,00
30x30 12"x12" Rectified R10 / R11	12	1,08	21,00	48	51,84	1008,00
10x30 4"x12" Rectified R10	32	0,96	19,30	36	34,56	694,80



COOL

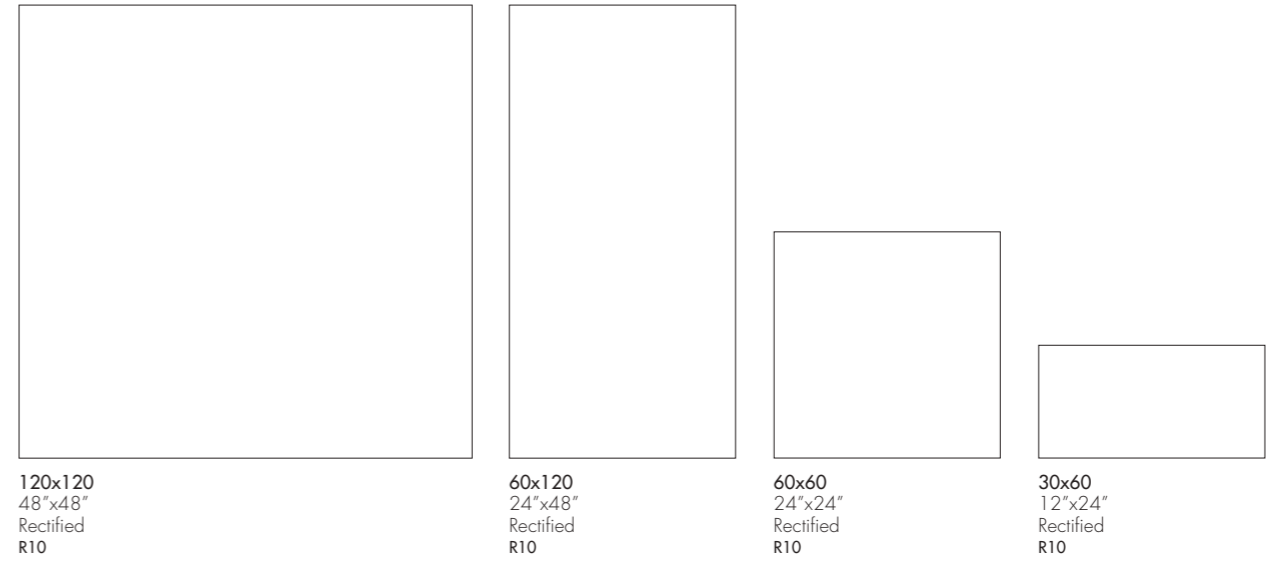
PAVIMENTO E RIVESTIMENTO FLOOR AND WALL TILE



GRES PORCELLANATO SMALTATO GLAZED PORCELAIN TILE



FORMATI SIZES







COOL

◀ Cool Almond 60x120



^ Cool Ocean 120x120

COOL

✓ Cool Ocean 60x120 . Steel 60x120





COOL

PAVIMENTO E RIVESTIMENTO FLOOR AND WALL TILE

GHOST

ALMOND

STEEL

SHADOW

OCEAN

COLORI COLORS



FORMATI SIZES


120x120 48"x48"



Rectified R10
± 9 mm
2x **170**

8000367 Ghost
8000366 Almond
8000370 Steel
8000369 Shadow
8000368 Ocean


60x120 24"x48"



Rectified R10
± 9,5 mm
2x **149**

8000386 Ghost
8000385 Almond
8000389 Steel
8000388 Shadow
8000387 Ocean

60x60 24"x24"



Rectified R10
± 9 mm
3x **130**

8000391 Ghost
8000390 Almond
8000394 Steel
8000393 Shadow
8000392 Ocean

30x60 12"x24"



Rectified R10
± 9 mm
6x **130**

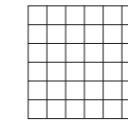
8000372 Ghost
8000371 Almond
8000375 Steel
8000374 Shadow
8000373 Ocean

GRES PORCELLANATO SMALTATO GLAZED PORCELAIN TILE



DECORI DECORS

30x30 12"x12"



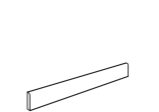
Mosaico 5x5 su rete
11x **35** *

8000405 Ghost
8000404 Almond
8000408 Steel
8000407 Shadow
8000406 Ocean

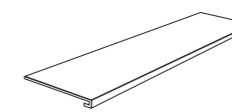
* Vendita tassativa a scatole complete. Disponibile su ordinazione con un minimo di 3 settimane. Sold by full boxes only. Available on demand with, at least, a 3 weeks waiting.

PEZZI SPECIALI SPECIAL TRIMS

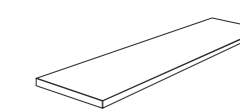
Disponibili in tutti i colori Available in all colors



Battiscopa Digitale
Skirting
6x60 2.4"x24"
15x **30**



Gradino Lineare Costa Retta
Step
33x120x3 13"x48"x1.2"
2x **189** *



Angolare Costa Retta
Corner Step
33x120x3 13"x48"x1.2"
2x **190** *
Angolare DX **190** *
Angolare SX **190** *
Angolare DX/SX **204** *



Guarda la tabella completa dei pezzi speciali a pagina 330. View the complete special trims tabel at page 330

* Vendita su ordinazione. Available upon request.




Guarda la gamma Cool 30x90 rivestimento a pagina 306. View the wall tile Cool 30x90 range at page 306

COOL	pcs/box	mq/box	kg/box	box/pallet	mq/pallet	kg/pallet
120x120 48"x48" Rectified R10	2	2,88	67,00	18	51,84	1206,00
60x120 24"x48" Rectified R10	2	1,44	29,60	36	51,84	1080,00
60x60 24"x24" Rectified R10	3	1,08	21,30	40	43,20	852,00
30x60 12"x24" Rectified R10	6	1,08	21,00	48	51,84	1008,00



ABSOLUTE

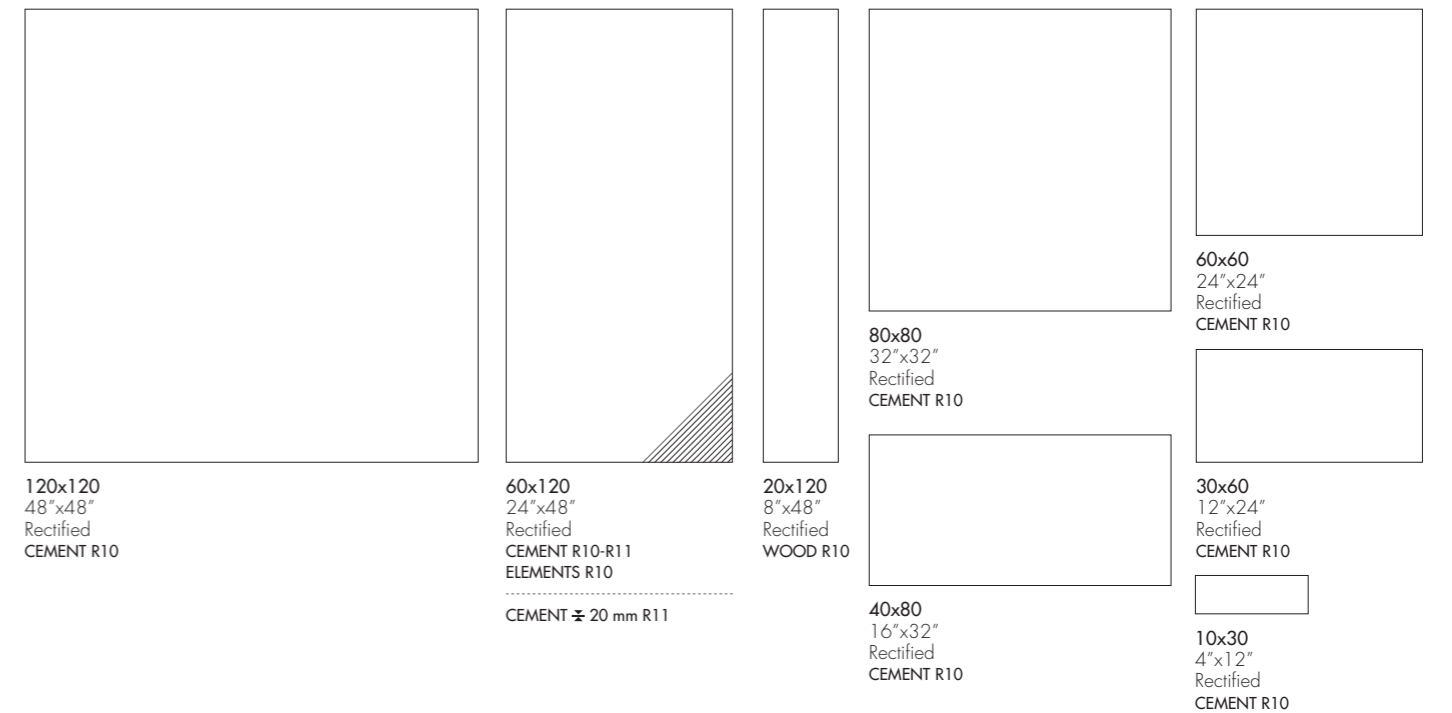
PAVIMENTO E RIVESTIMENTO FLOOR AND WALL TILE



GRES PORCELLANATO SMALTATO GLAZED PORCELAIN TILE



FORMATI SIZES



ABSOLUTE

✓ Elements Earth 60x120 . Corten 60x120 . Cement White 60x120 . Wood Taupe 20x120





ABSOLUTE

< Elements Petrol 60x120 . Wood Ivory 20x120



^ Cement Smoke 40x80 . Smoke 80x80 . Cement Smoke 5x5 Mosaico

ABSOLUTE

Cement Ivory 60x120 R11 >



^ Cement Grey SP. 20mm 60x120 R11





WHITE



IVORY



TAUPE



ICE



GREY



SMOKE

ABSOLUTE

PAVIMENTO E RIVESTIMENTO FLOOR AND WALL TILE



EARTH




CORTEN




PETROL

CEMENT COLORI COLORS



CEMENT FORMATI SIZES


120x120 48"x48"



Rectified R10
± 9 mm
2x **170**

8001859 White
8001861 Ivory
8001860 Ice
8001862 Grey

60x120 24"x48"



Rectified R10
± 9,5 mm
2x **149**

8000143 White
8000139 Ivory
8000142 Taupe
8000137 Ice
8000135 Grey
8000141 Smoke

Rectified R11
± 9,5 mm
2x **149**

8002535 White
8002538 Ivory
8002536 Ice
8002537 Grey

OUT

Rectified R11
± 20 mm *
1x **174**

8001816 White
8001817 Ivory
8001819 Ice
Grey

OUT

* Raccomandazioni di posa a pag. 332
Laying recommendations at pag. 332

80x80 32"x32"



Rectified R10
± 9 mm
2x **149**

8000162 White
8000159 Ivory
8000161 Taupe
8000158 Ice
8000157 Grey
8000160 Smoke

40x80 16"x32"



Rectified R10
± 9 mm
3x **149** *

8000134 White
8000131 Ivory
8000133 Taupe
8000130 Ice
8000129 Grey
8000132 Smoke

* Vendita su ordinazione.
Available upon request.

GRES PORCELLANATO SMALTATO GLAZED PORCELAIN TILE

CEMENT FORMATI SIZES

60x60 24"x24"



Rectified R10
± 9 mm
3x **130**

8000150 White
8000147 Ivory
8000149 Taupe
8000146 Ice
8000145 Grey
8000148 Smoke

30x60 12"x24"



Rectified R10
± 9 mm
6x **130**

8000128 White
8000125 Ivory
8000127 Taupe
8000124 Ice
8000123 Grey
8000126 Smoke

10x30 4"x12"



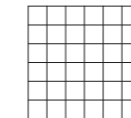
Rectified R10
± 9 mm
32x **169** *

8000121 White
8000118 Ivory
8000120 Taupe
8000117 Ice
8000116 Grey
8000119 Smoke

* Vendita su ordinazione.
Available upon request.

CEMENT DECORI DECORS

30x30 12"x12"



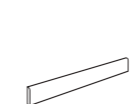
Mosaico 5x5 su rete
11x **35** *

8000175 White
8000172 Ivory
8000174 Taupe
8000171 Ice
8000170 Grey
8000173 Smoke

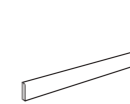
* Vendita tassativa a scatole complete.
Disponibile su ordinazione con un minimo di 3 settimane. Sold by full boxes only. Available on demand with, at least, a 3 weeks waiting.

CEMENT PEZZI SPECIALI SPECIAL TRIMS

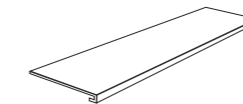
Disponibili in tutti i colori Available in all colors



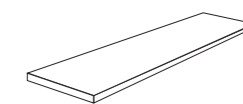
Battiscopa Digitale
Skirting
6x60 2.4"x24"
15x **30**



Battiscopa Digitale
Skirting
6x80 2.4"x32"
8x **48**



Gradino Lineare Costa Retta
Step
33x120x3 13"x48"x1.2"
2x **189** *



Angolare Costa Retta
Corner Step
33x120x3 13"x48"x1.2"
2x

Angolare DX **190** *
Angolare SX **190** *
Angolare DX/SX **204** *



Guarda la tabella completa dei pezzi speciali a pagina 330
View the complete special trims tabel at page 330

* Vendita su ordinazione.
Available upon request.



Guarda la gamma Absolute 30x90 rivestimento a pagina 286
View the wall tile Absolute 30x90 range at page 286

ABSOLUTE	pcs/box	mq/box	kg/box	box/pallet	mq/pallet	kg/pallet
120x120 48"x48" Rectified R10	2	2,88	67,00	18	51,84	1206,00
60x120 24"x48" CEMENT Rectified SP. 20 mm R11	1	0,72	32,00	32	23,04	1024,00
60x120 24"x48" CEMENT Rectified R10/R11	2	1,44	29,60	36	51,84	1080,00
80x80 32"x32" CEMENT Rectified R10	2	1,28	24,96	40	51,20	998,40
40x80 16"x32" CEMENT Rectified R10	3	0,96	18,66	28	26,88	522,48
60x60 24"x24" CEMENT Rectified R10	3	1,08	21,30	40	43,20	852,00
30x60 12"x24" CEMENT Rectified R10	6	1,08	21,00	48	51,84	1008,00
10x30 4"x12" CEMENT Rectified R10	32	0,96	19,30	36	34,56	694,80

WOOD COLORI COLORS



WOOD FORMATI SIZES

20x120 8"x48"

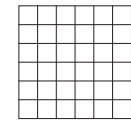
18 Printings

Rectified R10
± 9,5 mm
5x15
148

8002070 White
8002067 Ivory
8002069 Taupe
8002066 Ice
8002065 Grey
8002068 Smoke

WOOD DECORI DECORS

30x30 12"x12"



Mosaico 5x5 su rete
11x11
35 *

8002300 White
8000211 Ivory
8000213 Taupe
8000210 Ice
8000209 Grey
8000212 Smoke

* Vendita tassativa a scatole complete. Disponibile su ordinazione con un minimo di 3 settimane. Sold by full boxes only. Available on demand with, at least, a 3 weeks waiting.

WOOD PEZZI SPECIALI SPECIAL TRIMS

Disponibili in tutti i colori Available in all colors



Battiscopa Digitale
Skirting
6x60 2.4"x24"
15x15
30

Gradino Lineare Costa Retta
Step
20x120x3 8"x48"x1.2"
2x15
189 *

Angolare Costa Retta
Corner Step
33x120x3 13"x48"x1.2"
2x15
Angolare DX 190 *
Angolare SX 190 *
Angolare DX/SX 204 *



Guarda la tabella completa dei pezzi speciali a pagina 330
View the complete special trims tabel at page 330

* Vendita su ordinazione. Available upon request.

Guarda la gamma Absolute 30x90 rivestimento a pagina 286
View the wall tile Absolute 30x90 range at page 286

ABSOLUTE	pcs/box	mq/box	kg/box	box/pallet	mq/pallet	kg/pallet
20x120 8"x48" WOOD Rectified R10	5	1,20	24,30	48	57,60	1180,00

GRES PORCELLANATO SMALTATO GLAZED PORCELAIN TILE

ELEMENTS COLORI COLORS



ELEMENTS FORMATI SIZES

60x120 24"x48"

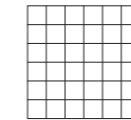
6 Printings

Rectified R10
± 9,5 mm
2x15
149

8000181 Earth
8000180 Corten
8000182 Petrol

ELEMENTS DECORI DECORS

30x30 12"x12"



Mosaico 5x5 su rete
11x11
35 *

8000189 Earth
8000188 Corten
8000190 Petrol

* Vendita tassativa a scatole complete. Disponibile su ordinazione con un minimo di 3 settimane. Sold by full boxes only. Available on demand with, at least, a 3 weeks waiting.

ELEMENTS PEZZI SPECIALI SPECIAL TRIMS

Disponibili in tutti i colori Available in all colors



Battiscopa Digitale
Skirting
6x60 2.4"x24"
15x15
30

Gradino Lineare Costa Retta
Step
33x120x3 13"x48"x1.2"
2x15
189 *

Angolare Costa Retta
Corner Step
33x120x3 13"x48"x1.2"
2x15
Angolare DX 190 *
Angolare SX 190 *
Angolare DX/SX 204 *



Guarda la tabella completa dei pezzi speciali a pagina 330
View the complete special trims tabel at page 330

* Vendita su ordinazione. Available upon request.


Guarda la gamma Absolute 30x90 rivestimento a pagina 286
View the wall tile Absolute 30x90 range at page 286

ABSOLUTE	pcs/box	mq/box	kg/box	box/pallet	mq/pallet	kg/pallet
60x120 24"x48" ELEMENTS Rectified R10	2	1,44	29,60	36	51,84	1080,00



THEATRO

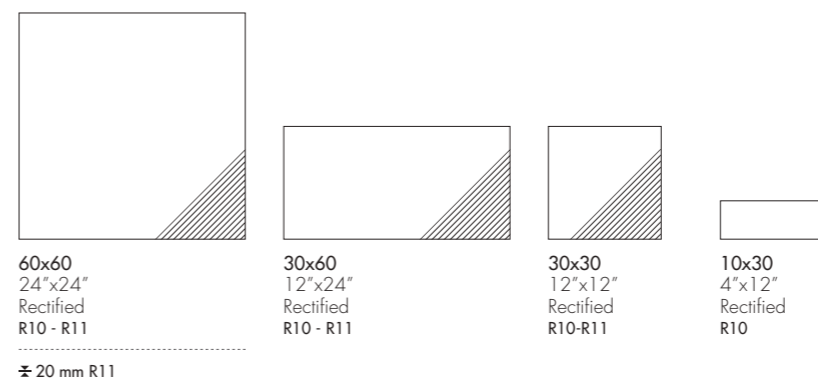
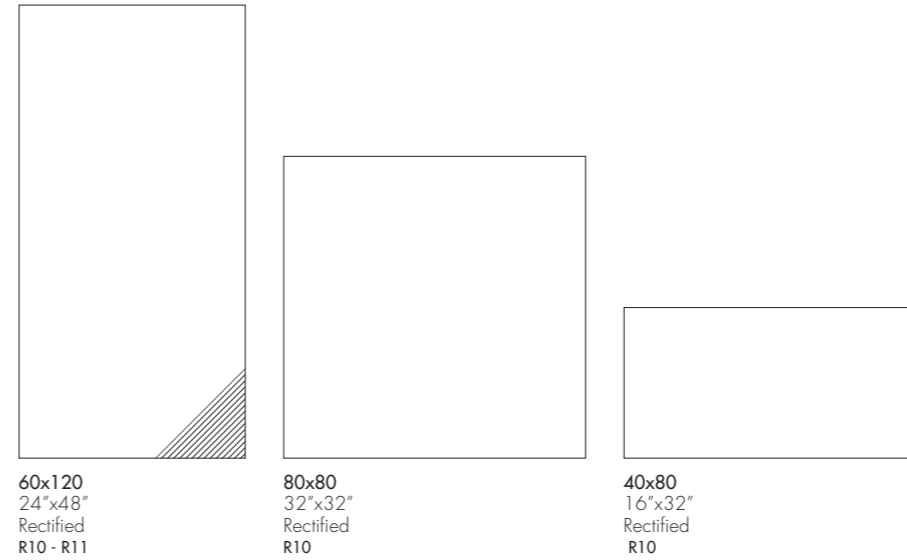
PAVIMENTO E RIVESTIMENTO FLOOR AND WALL TILE



GRES PORCELLANATO SMALTATO GLAZED PORCELAIN TILE



FORMATI SIZES



THEATRO

~ Theatro White 60x120 . Decoro Royal White 60x120





THEATRO

< Theatro White 60x120 . Bone 60x120 . Decoro Royal Bone 60x120



^ Theatro Bone 60x120 R11

THEATRO

↳ Theatro Graphite SP. 20mm 60x60 R11 . Decoro Royal Graphite 60x120






THEATRO

PAVIMENTO E RIVESTIMENTO FLOOR AND WALL TILE



COLORI COLORS



FORMATI SIZES

60x120 24"x48"



Rectified R10
± 9,5 mm
2x **149**

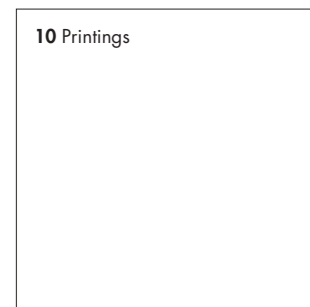
8001315 White
8001314 Bone
8001313 Graphite
8001312 Anthracite

Rectified R11
± 9,5 mm
2x **149**

White
Bone
Graphite

OUT

80x80 32"x32"



Rectified R10
± 9 mm
2x **149**

8001321 White
8001320 Bone
8001319 Graphite
8001318 Anthracite

40x80 16"x32"




Rectified R10
± 9 mm
3x **149** *

8001655 White
8001656 Bone
8001657 Graphite
8001658 Anthracite

* Vendita su ordinazione.
Available upon request.

60x60 24"x24"



Rectified R10
± 9 mm
3x **130**

8001325 White
8001324 Bone
8001323 Graphite
8001322 Anthracite

Rectified R11
± 9 mm
3x **130**

8001343 White
8001342 Bone
8001341 Graphite

OUT

Rectified R11
± 20 mm *
2x **163**

8001349 White
8001348 Bone
8001347 Graphite

OUT

* Raccomandazioni di posa a pag. 332
Laying recommendations at pag.332

30x60 12"x24"



Rectified R10
± 9 mm
6x **130**

8001329 White
8001328 Bone
8001327 Graphite
8001326 Anthracite

Rectified R11
± 9 mm
6x **130**

8001346 White
8001345 Bone
8001344 Graphite

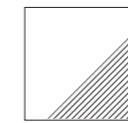
OUT

GRES PORCELLANATO SMALTATO GLAZED PORCELAIN TILE



FORMATI SIZES

30x30 12"x12"



Rectified R10
± 9 mm
12x **147** *

8001712 White
8001713 Bone
8001714 Graphite
8001715 Anthracite

Rectified R11
± 9 mm
12x **147** *

8001729 White
8001730 Bone
8001731 Graphite

OUT

10x30 4"x12"



White
Bone
Graphite


* Vendita su ordinazione.
Available upon request.

Rectified R10
± 9 mm
32x **169** *

8001353 White
8001352 Bone
8001351 Graphite
8001350 Anthracite

DECORI DECORS

60x120 24"x48"

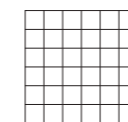


Decoro Royal Rectified R10
± 9,5 mm
2x **154**

8001316 White
8001317 Bone
8001338 Graphite
8001337 Anthracite



30x30 12"x12"



Mosaico 5x5 su rete
11x **35** *

8001487 White
8001486 Bone
8001485 Graphite
8001484 Anthracite

* Vendita tassativa a scatole complete.
Disponibile su ordinazione con un minimo di 3 settimane. Sold by full boxes only. Available on demand with, at least, a 3 weeks waiting.

PEZZI SPECIALI SPECIAL TRIMS

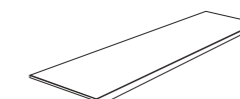
Disponibili in tutti i colori Available in all colors



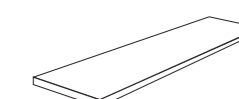
Battiscopa Digitale
Skirting
6x60 2.4"x24"
15x **30**



Battiscopa Digitale
Skirting
6x80 2.4"x32"
8x **48** *



Gradino Lineare Costa Retta
Step
33x120x3 13"x48"x1.2"
2x **189** *



Angolare Costa Retta
Corner Step
33x120x3 13"x48"x1.2"
2x **190** *
Angolare DX **190** *
Angolare SX **190** *
Angolare DX/SX **204** *



Guarda la tabella completa
dei pezzi speciali a pagina 330
View the complete special
trims tabel at page 330

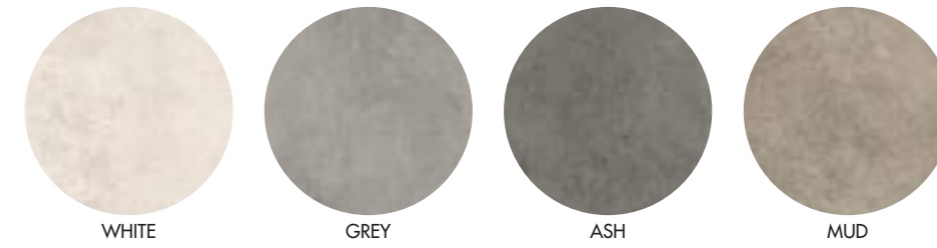
* Vendita su ordinazione.
Available upon request.

THEATRO	pcs/box	mq/box	kg/box	box/pallet	mq/pallet	kg/pallet
60x120 24"x48" Rectified R10/R11	2	1,44	29,60	36	51,84	1080,00
80x80 32"x32" Rectified R10	2	1,28	24,96	40	51,20	998,40
40x80 16"x32" Rectified R10	3	0,96	18,66	28	26,88	522,48
60x60 24"x24" Rectified SP. 20mm R11	2	0,72	31,30	32	23,04	1011,00
60x60 24"x24" Rectified R10/R11	3	1,08	21,30	40	43,20	852,00
30x60 12"x24" Rectified R10/R11	6	1,08	21,00	48	51,84	1008,00
30x30 12"x12" Rectified R10/ R11	12	1,08	21,00	48	51,84	1008,00
10x30 4"x12" Rectified R10	32	0,96	19,30	36	34,56	694,80

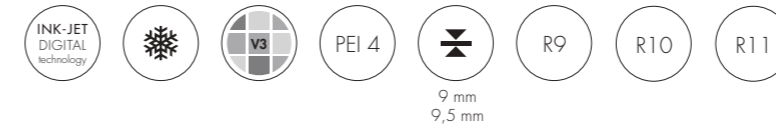


BOSTON

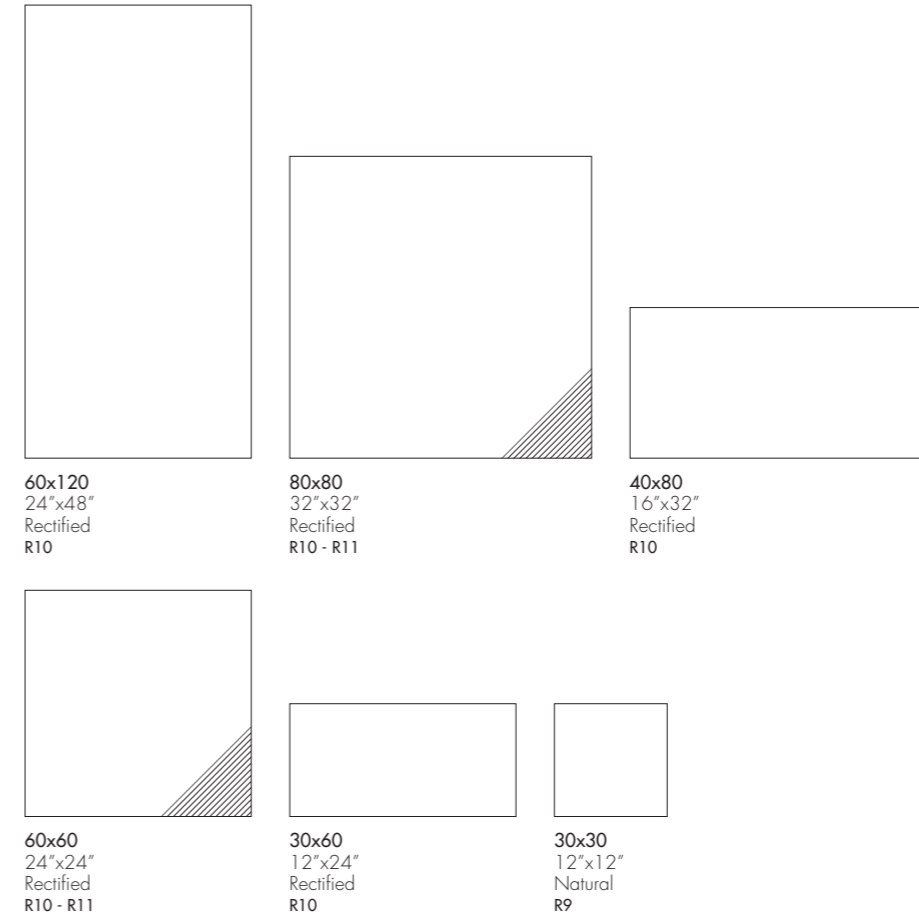
PAVIMENTO E RIVESTIMENTO FLOOR AND WALL TILE



GRES PORCELLANATO SMALTATO GLAZED PORCELAIN TILE



FORMATI SIZES



BOSTON

◀ Boston Ash 60x120 . White 60x120



^ Boston Mud 60x120



BOSTON

PAVIMENTO E RIVESTIMENTO FLOOR AND WALL TILE

WHITE


GREY

ASH

MUD


BOSTON

COLORI COLORS



FORMATI SIZES


60x120 24"x48"



Rectified R10
± 9,5 mm
2x **149**

8000269 White
8000267 Grey
8000266 Ash
8000268 Mud

80x80 32"x32"



Rectified R10
± 9 mm
2x **149**

8000306 White
8000302 Grey
8000297 Ash
8000304 Mud

Rectified R11
± 9 mm
2x **149**

8000307 White
8000303 Grey
8000305 Mud



40x80 16"x32"




Rectified R10
± 9 mm
3x **149** *

8000287 White
8000285 Grey
8000284 Ash
8000286 Mud

* Vendita su ordinazione.
Available upon request.

60x60 24"x24"



Rectified R10
± 9 mm
3x **130**

8000292 White
8000289 Grey
8000288 Ash
8000291 Mud

Rectified R11
± 9 mm
3x **130**

8001390 White
8000290 Grey
8001389 Mud



30x60 12"x24"



Rectified R10
± 9 mm
6x **130**

8000278 White
8000276 Grey
8000275 Ash
8000277 Mud

GRES PORCELLANATO SMALTATO GLAZED PORCELAIN TILE



FORMATI SIZES

30x30 12"x12"

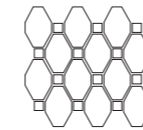


Natural R9
± 9 mm
13x **106**

8000274 White
8000272 Grey
8000271 Ash
8000273 Mud

DECORI DECORS

30x34 12"x13.4"




Mosaico Ottagona su rete
6x **76** *

8000327 White
8000325 Grey
8000324 Ash
8000326 Mud

* Vendita tassativa a scatole complete.
Disponibile su ordinazione con un
minimo di 3 settimane. Sold by full
boxes only. Available on demand
with, at least, a 3 weeks waiting.

30x30 12"x12"



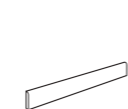
Mosaico 5x5 su rete
11x **35** *

8000331 White
8000329 Grey
8000328 Ash
8000330 Mud

* Vendita tassativa a scatole complete.
Disponibile su ordinazione con un
minimo di 3 settimane. Sold by full
boxes only. Available on demand
with, at least, a 3 weeks waiting.

PEZZI SPECIALI SPECIAL TRIMS

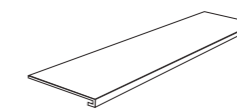
Disponibili in tutti i colori Available in all colors



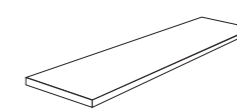
Battiscopa Digitale
Skirting
6x60 2.4"x24"
15x **30**



Battiscopa Digitale
Skirting
6x80 2.4"x32"
8x **48**



Gradino Lineare Costa Retta
Step
33x120x3 13"x48"x1.2"
2x **189** *



Angolare Costa Retta
Corner Step
33x120x3 13"x48"x1.2"
2x **190** *

Angolare DX **190** *
Angolare SX **190** *
Angolare DX/SX **204** *



Guarda la tabella completa
dei pezzi speciali a pagina 330
View the complete special
trims tabel at page 330

* Vendita su ordinazione.
Available upon request.



Guarda la gamma Boston 30x90 rivestimento a pagina 296 e Boston 20x50 rivestimento a pagina 324
View the wall tile Boston 30x90 range at page 296 and wall tile Boston 20x50 range at page 324

BOSTON	pcs/box	mq/box	kg/box	box/pallet	mq/pallet	kg/pallet
60x120 24"x48" Rectified R10	2	1,44	29,60	36	51,84	1080,00
80x80 32"x32" Rectified R10 - R11	2	1,28	24,96	40	51,20	998,40
40x80 16"x32" Rectified R10	3	0,96	18,66	28	26,88	522,48
60x60 24"x24" Rectified R10 - R11	3	1,08	21,30	40	43,20	852,00
30x60 12"x24" Rectified R10	6	1,08	21,00	48	51,84	1008,00
30x30 12"x12" Natural R9	13	1,17	22,40	42	49,14	955,00




WALES


PAVIMENTO E RIVESTIMENTO FLOOR AND WALL TILE




WHITE



BEIGE



GREY



ANTRACITE


GRES PORCELLANATO SMALTATO GLAZED PORCELAIN TILE




9 mm
9,5 mm
20 mm



FORMATI SIZES



60x120
24"x48"
Rectified
R10 - R11



60x60
24"x24"
Rectified
R10 - R11



30x60
12"x24"
Rectified
R10 - R11



30x30
12"x12"
Rectified
R10 - R11



10x30
4"x12"
Rectified
R10

± 20 mm R11

WALES

✓ Wales White 60x120 . Antracite 60x120





WALES

< Wales Grey SP. 20mm 60x120 R11 . Mosaico Grey 5x5



^ Wales Grey 60x60 . Antracite 60x120

WALES

✓ Wales Beige 60x120 . Mosaico Beige 5x5 . Beige 60x120 R11





WALES

PAVIMENTO E RIVESTIMENTO FLOOR AND WALL TILE



WHITE



BEIGE




GREY



ANTRACITE

COLORI COLORS



FORMATI SIZES

Formato / Size	Rectified R10 ± 9,5 mm 2x📦 149	Colori	Rectified R11 ± 9,5 mm 2x📦 149	Colori	Rectified R11 ± 20 mm * 1x📦 174	Colori
60x120 24"x48" 12 Printings	8001360 8001359 8001358 8001357	White Beige Grey Antracite	8001371 8001370 8001369	White Beige Grey	8001379 8001378	Beige Grey
60x60 24"x24" 24 Printings	8001364 8001363 8001362 8001361	White Beige Grey Antracite	8001374 8001373 8001372	White Beige Grey		
30x60 12"x24" 6x📦 130	8001368 8001367 8001366 8001365	White Beige Grey Antracite	8001377 8001376 8001375	White Beige Grey		
30x30 12"x12" 12x📦 147 *	8001673 8001674 8001675 8001676	White Beige Grey Antracite	8001726 8001727 8001728	White Beige Grey		* Vendita su ordinazione. Available upon request.
10x30 4"x12" 32x📦 169 *	8001384 8001383 8001382 8001381	White Beige Grey Antracite				* Vendita su ordinazione. Available upon request.

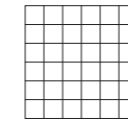
* Raccomandazioni di posa a pag. 332
Laying recommendations at pag.332

GRES PORCELLANATO SMALTATO GLAZED PORCELAIN TILE



DECORI DECORS

30x30 12"x12"



Mosaico 5x5 su rete

11x📦
35 *

8001462 White
8001461 Beige
8001460 Grey
8001459 Antracite

* Vendita tassativa a scatole complete.
Disponibile su ordinazione con un
minimo di 3 settimane. Sold by full
boxes only. Available on demand
with, at least, a 3 weeks waiting.

PEZZI SPECIALI SPECIAL TRIMS

Disponibili in tutti i colori Available in all colors



Battiscopa Digitale
Skirting
6x60 2.4"x24"
15x📦
30

Gradino Lineare Costa Retta
Step
33x120x3 13"x48"x1.2"
2x📦
189 *

Angolare Costa Retta
Corner Step
33x120x3 13"x48"x1.2"
2x📦

Angolare DX 190 *
Angolare SX 190 *
Angolare DX/SX 204 *



Guarda la tabella completa
dei pezzi speciali a pagina 330
View the complete special
trims tabel at page 330

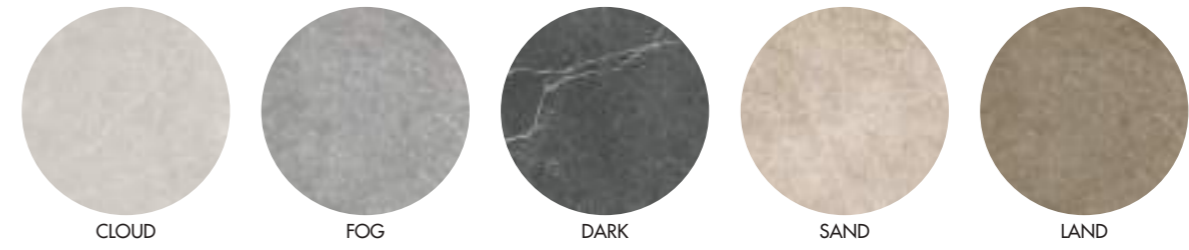
* Vendita su ordinazione.
Available upon request.

WALES	pcs/box	mq/box	kg/box	box/pallet	mq/pallet	kg/pallet
60x120 24"x48" Rectified SP. 20mm R11	1	0,72	32,00	32	23,04	1024,00
60x120 24"x48" Rectified R10/R11	2	1,44	29,60	36	51,84	1080,00
60x60 24"x24" Rectified R10/R11	3	1,08	21,30	40	43,20	852,00
30x60 12"x24" Rectified R10/R11	6	1,08	21,00	48	51,84	1008,00
30x30 12"x12" Rectified R10/R11	12	1,08	21,00	48	51,84	1008,00
10x30 4"x12" Rectified R10	32	0,96	19,30	36	34,56	694,80



TIME


PAVIMENTO E RIVESTIMENTO FLOOR AND WALL TILE



GRES PORCELLANATO SMALTATO GLAZED PORCELAIN TILE



FORMATI SIZES



TIME

Time Land 60x120 . Land 60x120 R11



TIME

◀ Time Fog 80x80 . Fog 40x80 . Muretto Mix Colori 30x30



^ Time Fog 80x80 . Cloud 60x120





TIME

PAVIMENTO E RIVESTIMENTO FLOOR AND WALL TILE




COLORI COLORS



FORMATI SIZES

<p>60x120 24"x48"</p> <p>6 Printings</p>	<p>Rectified R10 ± 9,5 mm 2x 149</p> <p>8000991 Cloud 8000994 Fog 8000993 Dark 8000998 Sand 8000996 Land</p>	<p>Rectified R11 ± 9,5 mm 2x 149</p> <p>8000992 Cloud 8000995 Fog 8000999 Sand 8000997 Land</p>	<p>OUT</p>
<p>80x80 32"x32"</p> <p>6 Printings</p>	<p>Rectified R10 ± 9 mm 2x 149</p> <p>8001014 Cloud 8001016 Fog 8001015 Dark 8001018 Sand 8001017 Land</p>		
<p>40x80 16"x32"</p>	<p>Rectified R10 ± 9 mm 3x 149 *</p> <p>8000986 Cloud 8000988 Fog 8000987 Dark 8000990 Sand 8000989 Land</p>		<p>* Vendita su ordinazione. Available upon request.</p>
<p>60x60 24"x24"</p> <p>12 Printings</p>	<p>Rectified R10 ± 9 mm 3x 130</p> <p>8001000 Cloud 8001003 Fog 8001002 Dark 8001007 Sand 8001005 Land</p>	<p>Rectified R11 ± 9 mm 3x 130</p> <p>8001001 Cloud 8001004 Fog 8001008 Sand 8001006 Land</p>	<p>OUT</p>
<p>30x60 12"x24"</p>	<p>Rectified R10 ± 9 mm 6x 130</p> <p>8000977 Cloud 8000980 Fog 8000979 Dark 8000984 Sand 8000982 Land</p>	<p>Rectified R11 ± 9 mm 6x 130</p> <p>8000978 Cloud 8000981 Fog 8000985 Sand 8000983 Land</p>	<p>OUT</p>

GRES PORCELLANATO SMALTATO GLAZED PORCELAIN TILE



FORMATI SIZES

<p>30x30 12"x12"</p>	<p>Rectified R10 ± 9 mm 12x 147 *</p> <p>8000968 Cloud 8000971 Fog 8000970 Dark 8000975 Sand 8000973 Land</p>	<p>Rectified R11 ± 9 mm 12x 147 *</p> <p>8000969 Cloud 8000972 Fog 8000976 Sand 8000974 Land</p>	<p>OUT</p> <p>* Vendita su ordinazione. Available upon request.</p>
<p>10x30 4"x12"</p>	<p>Rectified R10 ± 9 mm 32x 169 *</p> <p>8000963 Cloud 8000965 Fog 8000964 Dark 8000967 Sand 8000966 Land</p>		

DECORI DECORS

<p>30x30 12"x12"</p>	<p>Muretto 5x5 su rete 11x 64 *</p> <p>8001036 Cloud 8001038 Fog 8001037 Dark 8001040 Sand 8001039 Land 8001029 Mix Colori</p>	<p>* Vendita tassativa a scatole complete. Disponibile su ordinazione con un minimo di 3 settimane. Sold by full boxes only. Available on demand with, at least, a 3 weeks waiting.</p>
<p>30x30 12"x12"</p>	<p>Mosaico 5x5 su rete 11x 35 *</p> <p>8001031 Cloud 8001033 Fog 8001032 Dark 8001035 Sand 8001034 Land</p>	<p>* Vendita tassativa a scatole complete. Disponibile su ordinazione con un minimo di 3 settimane. Sold by full boxes only. Available on demand with, at least, a 3 weeks waiting.</p>

PEZZI SPECIALI SPECIAL TRIMS

Disponibili in tutti i colori Available in all colors


<p>Battiscopa Digitale Skirting 6x60 2.4"x24" 15x 30</p>	<p>Battiscopa Digitale Skirting 6x80 2.4"x32" 8x 48</p>	<p>Gradino Lineare Costa Retta Step 33x120x3 13"x48"x1.2" 2x 189 *</p>	<p>Angolare Costa Retta Corner Step 33x120x3 13"x48"x1.2" 2x </p> <p>Angolare DX 190 * Angolare SX 190 * Angolare DX/SX 204 *</p>	<p></p> <p>Guarda la tabella completa dei pezzi speciali a pagina 330 View the complete special trims tabel at page 330</p> <p>* Vendita su ordinazione. Available upon request.</p>
---	--	---	--	--

TIME	pcs/box	mq/box	kg/box	box/pallet	mq/pallet	kg/pallet
60x120 24"x48" Rectified R10/R11	2	1,44	29,60	36	51,84	1080,00
80x80 32"x32" Rectified R10	2	1,28	24,96	40	51,20	998,40
40x80 16"x32" Rectified R10	3	0,96	18,66	28	26,88	522,48
60x60 24"x24" Rectified R10/R11	3	1,08	21,30	40	43,20	852,00
30x60 12"x24" Rectified R10/R11	6	1,08	21,00	48	51,84	1008,00
30x30 12"x12" Rectified R10/R11	12	1,08	21,00	48	51,84	1008,00
10x30 4"x12" Rectified R10	32	0,96	19,30	36	34,56	694,80




SHELLSTONE


PAVIMENTO E RIVESTIMENTO FLOOR AND WALL TILE




SHELLWHITE



SHELLGREY



SHELLDARK



SHELLAMBER

GRES PORCELLANATO SMALTATO GLAZED PORCELAIN TILE




9 mm
9,5 mm



FORMATI SIZES



60x120
24"x48"
Rectified
R10 - R11



60x60
24"x24"
Rectified
R10 - R11



30x60
12"x24"
Rectified
R10 - R11



30x30
12"x12"
Rectified
R10



10x30
4"x12"
Rectified
R10

SHELLSTONE

~ ShellWhite 60x120





SHELLSTONE

◀ ShellAmber 60x120 . ShellGrey Mosaico 5x5



~ ShellAmber 60x60

SHELLSTONE

~ ShellDark 60x60





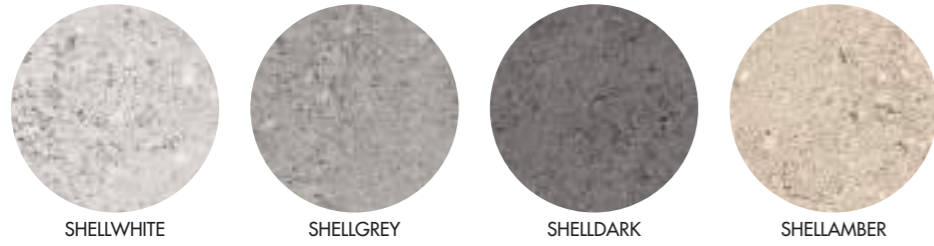
SHELLSTONE

PAVIMENTO E RIVESTIMENTO FLOOR AND WALL TILE



SHELLSTONE

COLORI COLORS



FORMATI SIZES

60x120 24"x48"



Rectified R10
± 9,5 mm
2x **149**

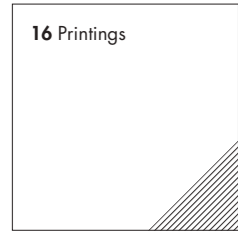
8000899 ShellWhite
8000897 ShellGrey
8000894 ShellAmber
8000896 ShellDark

Rectified R11
± 9,5 mm
2x **149**

8000900 ShellWhite
8000898 ShellGrey
8000895 ShellAmber

OUT

60x60 24"x24"



Rectified R10
± 9 mm
3x **130**

8000904 ShellWhite
8000903 ShellGrey
8000901 ShellAmber
8000902 ShellDark

Rectified R11
± 9 mm
3x **130**

8001420 ShellWhite
8001419 ShellGrey
8001418 ShellAmber

OUT

30x60 12"x24"



Rectified R10
± 9 mm
6x **130**

8000892 ShellWhite
8000890 ShellGrey
8000887 ShellAmber
8000889 ShellDark

Rectified R11
± 9 mm
6x **130**

8000893 ShellWhite
8000891 ShellGrey
8000888 ShellAmber

OUT

30x30 12"x12"



Rectified R10
± 9 mm
12x **147** *

8000886 ShellWhite
8000885 ShellGrey
8000883 ShellAmber
8000884 ShellDark

* Vendita su ordinazione.
Available upon request.

10x30 4"x12"



Rectified R10
± 9 mm
32x **169** *

8000878 ShellWhite
8000877 ShellGrey
8000875 ShellAmber
8000876 ShellDark

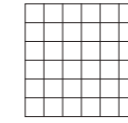
* Vendita su ordinazione.
Available upon request.

GRES PORCELLANATO SMALTATO GLAZED PORCELAIN TILE



DECORI DECORS

30x30 12"x12"



Mosaico 5x5 su rete
11x **35** *

8000912 ShellWhite
8000911 ShellGrey
8000909 ShellAmber
8000910 ShellDark

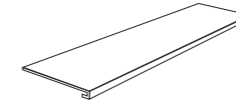
* Vendita tassativa a scatole complete.
Disponibile su ordinazione con un minimo di 3 settimane. Sold by full boxes only. Available on demand with, at least, a 3 weeks waiting.

PEZZI SPECIALI SPECIAL TRIMS

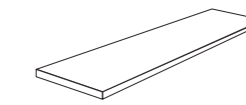
Disponibili in tutti i colori Available in all colors



Battiscopa Digitale
Skirting
6x60 2.4"x24"
15x **30**



Gradino Lineare Costa Retta
Step
33x120x3 13"x48"x1.2"
2x **189** *



Angolare Costa Retta
Corner Step
33x120x3 13"x48"x1.2"
2x **190** *
Angolare DX **190** *
Angolare SX **190** *
Angolare DX/SX **204** *



Guarda la tabella completa
dei pezzi speciali a pagina 330
View the complete special
trims tabel at page 330


* Vendita su ordinazione.
Available upon request.

SHELLSTONE	pcs/box	mq/box	kg/box	box/pallet	mq/pallet	kg/pallet
60x120 24"x48" Rectified R10 - R11	2	1,44	29,60	36	51,84	1080,00
60x60 24"x24" Rectified R10 - R11	3	1,08	21,30	40	43,20	852,00
30x60 12"x24" Rectified R10 - R11	6	1,08	21,00	48	51,84	1008,00
30x30 12"x12" Rectified R10	12	1,08	21,00	48	51,84	1008,00
10x30 4"x12" Rectified R10	32	0,96	19,30	36	34,56	694,80



STAR


PAVIMENTO E RIVESTIMENTO FLOOR AND WALL TILE



GRES PORCELLANATO SMALTATO GLAZED PORCELAIN TILE



FORMATI SIZES





STAR

◀ Star Greige 30x60 . Greige 60x60



^ Star Mosaico Basket White tozz. Grey 27,6x27,6




STAR

PAVIMENTO E RIVESTIMENTO FLOOR AND WALL TILE



COLORI COLORS



FORMATI SIZES


60x120 24"x48"



Rectified R10
± 9,5 mm
2x **149**

8000923 White
8000921 Greige
8000922 Grey
8000920 Black

60x60 24"x24"



Rectified R10
± 9 mm
3x **130**

8001476 White
8001474 Greige
8001475 Grey
8001473 Black

30x60 12"x24"



Rectified R10
± 9 mm
6x **130**

8001465 White
8001463 Greige
8001464 Grey
8000926 Black

10x30 4"x12"




Rectified R10
± 9 mm
32x **169** *

8000919 White
8000917 Greige
8000918 Grey
8001472 Black

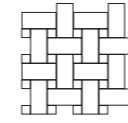
* Vendita su ordinazione.
Available upon request.

GRES PORCELLANATO SMALTATO GLAZED PORCELAIN TILE



DECORI DECORS

27,6x27,6 11"x11"

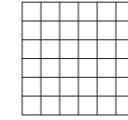


Mosaico Basket su rete
10x **64** *

8001505 White tozz.
8000936 Greige
8000937 Grey
8000935 Black

* Vendita tassativa a scatole complete.
Sale in full boxes only.

30x30 12"x12"



Mosaico 5x5 su rete
11x **35** *

8000942 White
8000940 Greige
8000941 Grey
8000939 Black

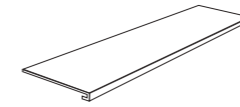
* Vendita tassativa a scatole complete.
Disponibile su ordinazione con un minimo di 3 settimane. Sold by full boxes only. Available on demand with, at least, a 3 weeks waiting.

PEZZI SPECIALI SPECIAL TRIMS

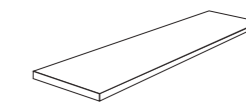
Disponibili in tutti i colori Available in all colors



Battiscopa Digitale
Skirting
6x60 2.4"x24"
1.5x **30**



Gradino Lineare Costa Retta
Step
33x120x3 13"x48"x1.2"
2x **189** *



Angolare Costa Retta
Corner Step
33x120x3 13"x48"x1.2"
2x **190** *
Angolare DX **190** *
Angolare SX **190** *
Angolare DX/SX **204** *



Guarda la tabella completa
dei pezzi speciali a pagina 330
View the complete special
trims tabel at page 330

* Vendita su ordinazione.
Available upon request.

STAR	pcs/box	mq/box	kg/box	box/pallet	mq/pallet	kg/pallet
60x120 24"x48" Rectified R10	2	1,44	29,60	36	51,84	1080,00
60x60 24"x24" Rectified R10	3	1,08	21,30	40	43,20	852,00
30x60 12"x24" Rectified R10	6	1,08	21,00	48	51,84	1008,00
10x30 4"x12" Rectified R10	32	0,96	19,30	36	34,56	694,80



ORIGIN

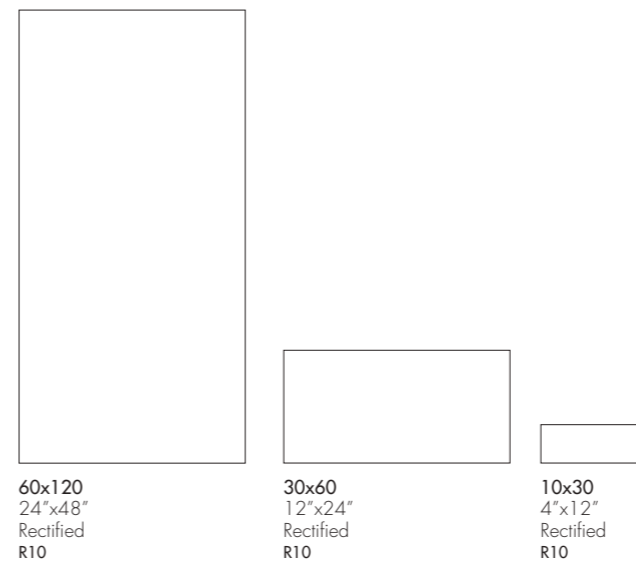
PAVIMENTO E RIVESTIMENTO FLOOR AND WALL TILE



GRES PORCELLANATO SMALTATO GLAZED PORCELAIN TILE



FORMATI SIZES



ORIGIN

~ Origin Sand 60x120





ORIGIN

◀ Origin Sand 60x120 . White 60x120



^ Origin Grey 30x60 . Grey Esagona 30x30



ORIGIN

PAVIMENTO E RIVESTIMENTO FLOOR AND WALL TILE



WHITE



SAND



GREY

COLORI COLORS




WHITE

SAND

GREY

FORMATI SIZES

60x120 24"x48"



Rectified R10
± 9,5 mm
2x **149**

8000761 White
8000760 Sand
8000758 Grey

30x60 12"x24"



Rectified R10
± 9 mm
6x **130**

8000755 White
8000754 Sand
8000753 Grey

10x30 4"x12"



Rectified R10
± 9 mm
32x **169** *

8000751 White
8000750 Sand
8000749 Grey

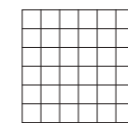
* Vendita su ordinazione.
Available upon request.

GRES PORCELLANATO SMALTATO GLAZED PORCELAIN TILE



DECORI DECORS

30x30 12"x12"

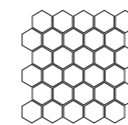


Mosaico 5x5 su rete
11x **35** *

8000778 White
8000777 Sand
8000776 Grey

* Vendita tassativa a scatole complete.
Disponibile su ordinazione con un
minimo di 3 settimane. Sold by full
boxes only. Available on demand
with, at least, a 3 weeks waiting.

30x30 12"x12"



Mosaico Esagono su rete
6x **106** *

8000774 White
8000773 Sand
8000772 Grey

* Vendita tassativa a scatole complete.
Disponibile su ordinazione con un
minimo di 3 settimane. Sold by full
boxes only. Available on demand
with, at least, a 3 weeks waiting.

PEZZI SPECIALI SPECIAL TRIMS

Disponibili in tutti i colori Available in all colors



Battiscopa Digitale
Skirting
6x60 2.4"x24"
15x **30**



Guarda la tabella completa
dei pezzi speciali a pagina 330
View the complete special
trims tabel at page 330

* Vendita su ordinazione.
Available upon request.

ORIGIN	pcs/box	mq/box	kg/box	box/pallet	mq/pallet	kg/pallet
60x120 24"x48" Rectified R10	2	1,44	29,60	36	51,84	1080,00
30x60 12"x24" Rectified R10	6	1,08	21,00	48	51,84	1008,00
10x30 4"x12" Rectified R10	32	0,96	19,30	36	34,56	694,80




IMPERIUM


PAVIMENTO E RIVESTIMENTO FLOOR AND WALL TILE



CREAM



COTTON



SILVER


GRES PORCELLANATO SMALTATO GLAZED PORCELAIN TILE



9 mm
9,5 mm



FORMATI SIZES



60x120
24"x48"
Rectified
R10



60x60
24"x24"
Rectified
R10



30x60
12"x24"
Rectified
R10



30x30
12"x12"
Rectified
R10



10x30
4"x12"
Rectified
R10

IMPERIUM

Imperium Cotton 60x120 . Cotton 30x60






IMPERIUM

PAVIMENTO E RIVESTIMENTO FLOOR AND WALL TILE



CREAM



COTTON



SILVER

IMPERIUM

COLORI COLORS




CREAM

COTTON

SILVER

FORMATI SIZES

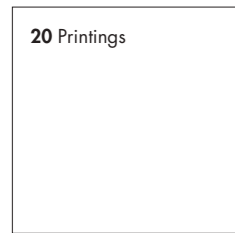
60x120 24"x48"



Rectified R10
± 9,5 mm
2x **149**

8000509 Cream
8000508 Cotton
8000510 Silver

60x60 24"x24"



Rectified R10
± 9 mm
3x **130**

8000512 Cream
8000511 Cotton
8000513 Silver

30x60 12"x24"



Rectified R10
± 9 mm
6x **130**

8000506 Cream
8000505 Cotton
8000507 Silver

30x30 12"x12"



Rectified R10
± 9 mm
12x **147 ***

8001795 Cream
8001796 Cotton
8001797 Silver

* Vendita su ordinazione.
Available upon request.

10x30 4"x12"



Rectified R10
± 9 mm
32x **169 ***

8002301 Cream
8001623 Cotton
8002302 Silver

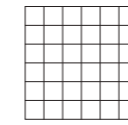
* Vendita su ordinazione.
Available upon request.

GRES PORCELLANATO SMALTATO GLAZED PORCELAIN TILE



DECORI DECORS

30x30 12"x12"

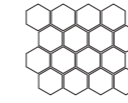


Mosaico 5x5 su rete
11x **35 ***

8000521 Cream
8000520 Cotton
8000523 Silver

* Vendita tassativa a scatole complete.
Disponibile su ordinazione con un minimo di 3 settimane. Sold by full boxes only. Available on demand with, at least, a 3 weeks waiting.

29x25 11.5"x10"



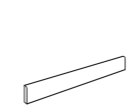
Mosaico Esagona su rete
6x **82 ***

8000518 Cream
8000517 Cotton
8000519 Silver

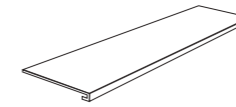
* Vendita tassativa a scatole complete.
Disponibile su ordinazione con un minimo di 3 settimane. Sold by full boxes only. Available on demand with, at least, a 3 weeks waiting.

PEZZI SPECIALI SPECIAL TRIMS

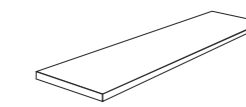
Disponibili in tutti i colori Available in all colors



Battiscopa Digitale
Skirting
6x60 2.4"x24"
1.5x **30**



Gradino Lineare Costa Retta
Step
33x120x3 13"x48"x1.2"
2x **189 ***



Angolare Costa Retta
Corner Step
33x120x3 13"x48"x1.2"
2x **190 ***
Angolare DX **190 ***
Angolare SX **190 ***
Angolare DX/SX **204 ***



Guarda la tabella completa
dei pezzi speciali a pagina 330
View the complete special
trims tabel at page 330


* Vendita su ordinazione.
Available upon request.

IMPERIUM	pcs/box	mq/box	kg/box	box/pallet	mq/pallet	kg/pallet
60x120 24"x48" Rectified R10	2	1,44	29,60	36	51,84	1080,00
60x60 24"x24" Rectified R10	3	1,08	21,30	40	43,20	852,00
30x60 12"x24" Rectified R10	6	1,08	21,00	48	51,84	1008,00
30x30 12"x12" Rectified R10	12	1,08	21,00	48	51,84	1008,00
10x30 4"x12" Rectified R10	32	0,96	19,30	36	34,56	694,80



REIMS

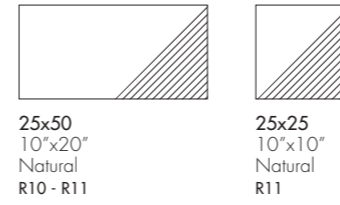
PAVIMENTO E RIVESTIMENTO FLOOR AND WALL TILE



GRES PORCELLANATO SMALTATO GLAZED PORCELAIN TILE



FORMATI SIZES





REIMS

< Reims Cotto R11 25x50 - 25x25



^ Reims Bianco R11 25x50 - 25x25

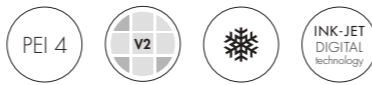


REIMS


PAVIMENTO E RIVESTIMENTO FLOOR AND WALL TILE



REIMS



COLORI COLORS



FORMATI SIZES

25x50 10"x20"



33 Printings

Natural R10
± 9 mm
10x **140**

8002520
8002519

Beige
Cotto

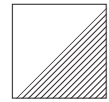
Natural R11
± 9 mm
10x **140**

8002304
8002303
8002306
8002305

Bianco
Beige
Cotto
Grigio

OUT

25x25 10"x10"



33 Printings

Natural R11
± 9 mm
20x **140**

8002308
8002307
8002310
8002309

Bianco
Beige
Cotto
Grigio

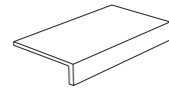
OUT

PEZZI SPECIALI SPECIAL TRIMS

Disponibili in tutti i colori Available in all colors



Battiscopa Digitale **
Skirting
7,5x50 3"x20"
26x **21**



El. a Elle Lineare Monolitico
Monolithic L Element R11
15x30x4 6"x12"x1.6"
8x **61** *

** Colori Beige e Cotto realizzati con la finitura naturale R10, il Bianco e il Grigio con la finitura R11. Beige and Cotto colors made with a R10 natural finish, Bianco and Grigio with the R11 finish.

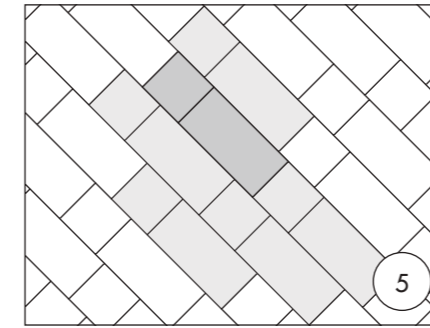


Guarda la tabella completa dei pezzi speciali a pagina 332. View the complete special trims tabel at page 332

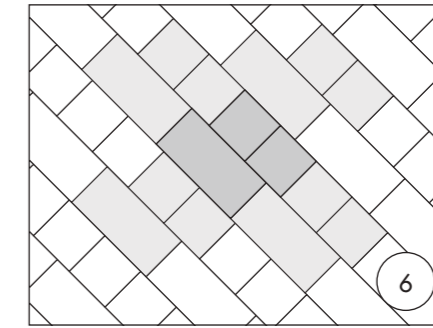
* Vendita su ordinazione. Available upon request.

GRES PORCELLANATO SMALTATO GLAZED PORCELAIN TILE

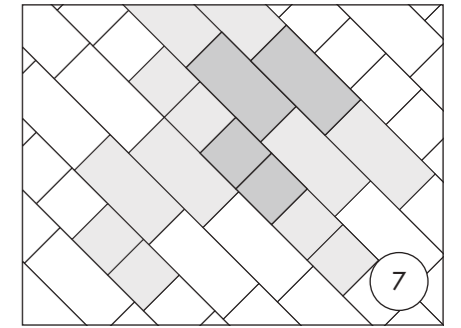
SUGGERIMENTI DI POSA LAYING SUGGESTIONS



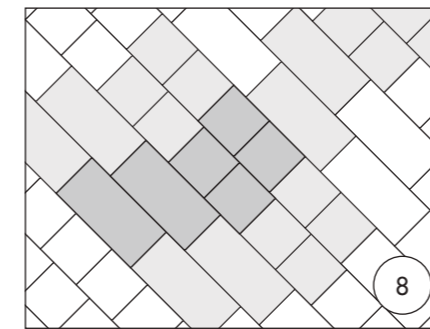
formati sizes	pz/modulo	%/mq	pz/mq
25x25	1	33	5,33
25x50	1	67	5,33



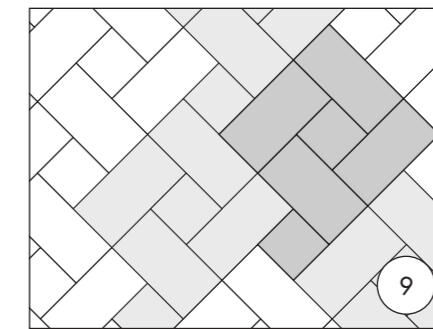
formati sizes	pz/modulo	%/mq	pz/mq
25x25	2	50	8
25x50	1	50	4



formati sizes	pz/modulo	%/mq	pz/mq
25x25	2	33	5,33
25x50	2	67	5,33



formati sizes	pz/modulo	%/mq	pz/mq
25x25	4	50	8
25x50	2	50	4



formati sizes	pz/modulo	%/mq	pz/mq
25x25	2	20	3,2
25x50	4	80	6,4



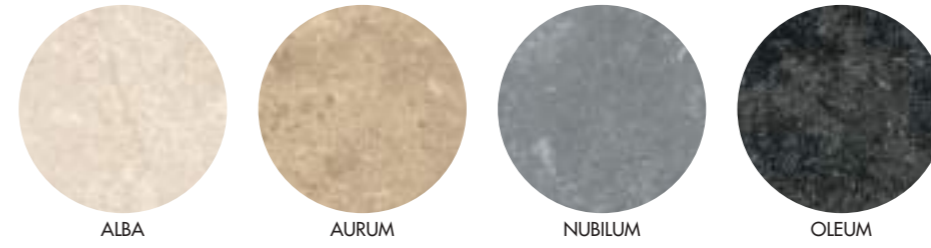
^ Reims Beige R10/R11 25x50

REIMS	pcs/box	mq/box	kg/box	box/pallet	mq/pallet	kg/pallet
25x50 10"x20" Natural R10/R11	10	1,25	23,60	48	60,00	1148,00
25x25 10"x10" Natural R11	20	1,25	23,40	54	67,50	1280,00



LAPIS

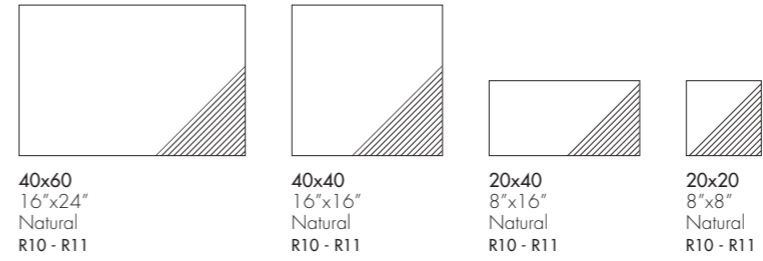
PAVIMENTO E RIVESTIMENTO FLOOR AND WALL TILE



GRES PORCELLANATO SMALTATO GLAZED PORCELAIN TILE



FORMATI SIZES



LAPIS

✓ Lapis Aurum 20x40 . Aurum 20x20 . Oleum 40x60 . Oleum 40x40 . Oleum 20x40 . Oleum 20x20



LAPIS

< Lapis Alba 20x40 . Nubilum 20x40. Nubilum 40x40



^ Lapis Alba 40x60 . Alba 40x40 . Alba 20x40 . Alba 20x20



LAPIS

PAVIMENTO E RIVESTIMENTO FLOOR AND WALL TILE



ALBA



AURUM

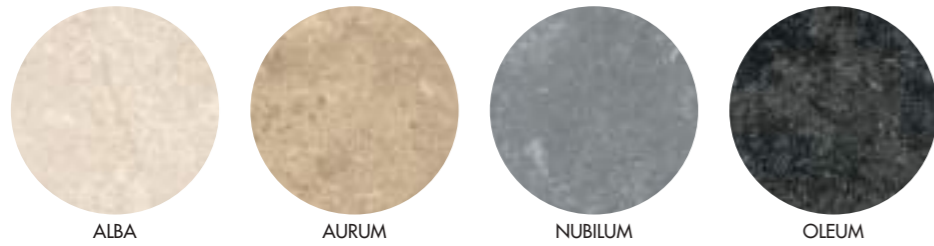


NUBILUM



OLEUM

COLORI COLORS



FORMATI SIZES

Formato	Stampi	Natural R10	Natural R11	OUT
40x60 16"x24"	16	8000576-8000583	8000578	Aurum
40x40 16"x16"	20	8000568-8000575	8000570	Aurum
20x40 8"x16"	40	8000560-8000567	8000562	Aurum
20x20 8"x8"	80	8000552-8000559	8000554	Aurum

DECORI DECORS

Formato	Stampi	Mosaico Burattato	OUT
30x30 12"x12"	11	8000600-8000604	Aurum

PEZZI SPECIALI SPECIAL TRIMS



Guarda la tabella completa dei pezzi speciali a pagina 332. View the complete special trims tabel at page 332.

* Vendita su ordinazione. Available upon request.

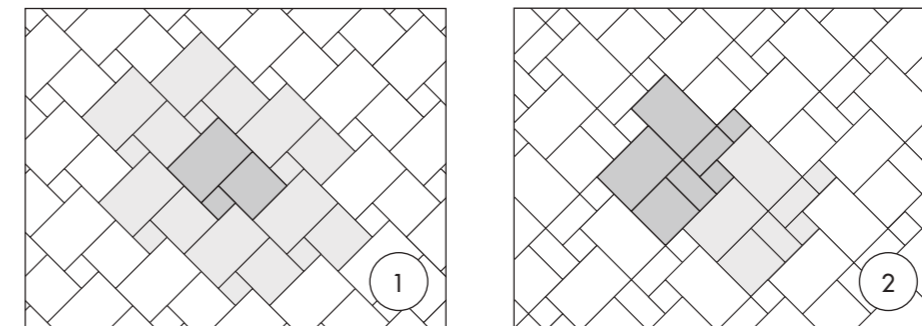
GRES PORCELLANATO SMALTATO GLAZED PORCELAIN TILE

MODULO MULTIFORMATO 9x

Schema di posa Laying pattern 4

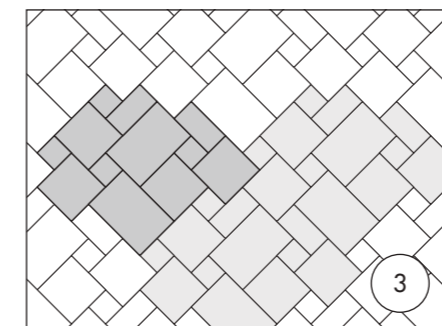
Formato	Stampi	OUT
40x60 16"x24"	2	Aurum
40x40 16"x16"	1	Aurum
20x40 8"x16"	2	Aurum
20x20 8"x8"	4	Aurum

SUGGERIMENTI DI POSA LAYING SUGGESTIONS

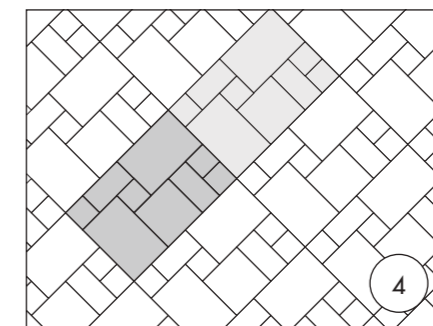


formati sizes	pz/modulo	%/mq	pz/mq
20x20	1	9	2,30
40x40	1	36	2,30
40x60	1	55	2,30

formati sizes	pz/modulo	%/mq	pz/mq
20x20	2	9	1,92
20x40	2	18	1,92
40x40	1	18	1
40x60	2	55	1,92



formati sizes	pz/modulo	%/mq	pz/mq
20x20	4	11	2,76
20x40	2	11	1,38
40x40	4	44,5	2,76
40x60	2	33,5	1,38



formati sizes	pz/modulo	%/mq	pz/mq
20x20	4	17	4,16
20x40	2	17	2,08
40x40	1	17	1,04
40x60	2	49	2,08

Si consiglia posa con fuga 3/4 mm. Suggested laying with 3/4 mm joint.

LAPIS	pcs/box	mq/box	kg/box	box/pallet	mq/pallet	kg/pallet
40x60 16"x24" Natural R10 - R11	4	0,96	18,40	60	57,60	1100,00
40x40 16"x16" Natural R10 - R11	7	1,12	21,70	52	58,24	1080,00
20x40 8"x16" Natural R10 - R11	13	1,04	20,30	45	46,80	920,00
20x20 8"x8" Natural R10 - R11	26	1,04	18,70	60	62,40	1180,00
Scatola MIX Natural R10 - R11	9	0,96	17,60	30	28,80	527,00



STONE WAVE

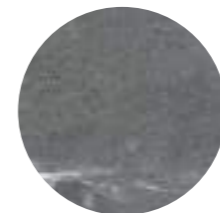
PAVIMENTO E RIVESTIMENTO FLOOR AND WALL TILE



WHITE



GREY



BLACK



GREIGE

GRES PORCELLANATO SMALTATO GLAZED PORCELAIN TILE



9 mm



FORMATI SIZES



30x60
12"x24"
Natural
R9 - R11

STONE WAVE

✓ Stone Wave Greige 30x60 . Mosaico Greige 30x30





STONE WAVE


PAVIMENTO E RIVESTIMENTO FLOOR AND WALL TILE



STONE WAVE



COLORI COLORS



FORMATI SIZES

30x60 12"x24"



Natural R9
± 9 mm
6x15
114
8000949
8000947
8000943
8000945

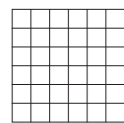
White
Grey
Black
Greige

Natural R11
± 9 mm
6x15
114
8000950
8000948
8000944
8000946

OUT
White
Grey
Black
Greige

DECORI DECORS

30x30 12"x12"



Mosaico 5x5 su rete
11x15
35 *
8000962
8000961
8000959
8000960

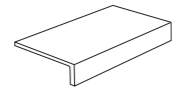
White
Grey
Black
Greige

* Vendita tassativa a scatole complete.
Disponibile su ordinazione con un
minimo di 3 settimane. Sold by full
boxes only. Available on demand
with, at least, a 3 weeks waiting.

PEZZI SPECIALI SPECIAL TRIMS



Battiscopa Digitale
Skirting
6x60 2.4"x24"
15x15
30



El. a Elle Lineare Monolitico R11
Monolithic L Element
15x30x4 6"x12"x1.6"
8x15
61 *



Guarda la tabella completa
dei pezzi speciali a pagina 332
View the complete special
trims tabel at page 332

* Vendita su ordinazione.
Available upon request.

GRES PORCELLANATO SMALTATO GLAZED PORCELAIN TILE



~ Stone Wave Black 30x60

STONE WAVE	pcs/box	mq/box	kg/box	box/pallet	mq/pallet	kg/pallet
30x60 12"x24" Natural R9 - R11	6	1,08	20,00	40	43,20	815,00




GARDEN

PAVIMENTO E RIVESTIMENTO FLOOR AND WALL TILE




BIANCO



GRIGIO



BEIGE



ROSSO

GRES PORCELLANATO SMALTATO GLAZED PORCELAIN TILE



8,5 mm

FORMATI SIZES



20x40
8"x16"
Natural
R11



20x20
8"x8"
Natural
R11

GARDEN

◀ Garden Grigio 20x40 R11 . Grigio 20x20 R11





GARDEN


PAVIMENTO E RIVESTIMENTO FLOOR AND WALL TILE



GARDEN



COLORI COLORS



FORMATI SIZES

20x40 8"x16"



24 Printings

Natural R11
± 8,5 mm
15x
120



8000447 Bianco
8000448 Grigio
8000446 Beige
8000449 Rosso

20x20 8"x8"



24 Printings

Natural R11
± 8,5 mm
30x
120



8000443 Bianco
8000444 Grigio
8000442 Beige
8000445 Rosso

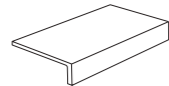
Attenzione: prodotto stonizzato.
Si consiglia di miscelare il materiale durante la posa prelevando le piastrelle da diverse scatole.
Attention: highly shaded material.
We advise to lay material mixing tiles from different boxes.

PEZZI SPECIALI SPECIAL TRIMS

Disponibili in tutti i colori Available in all colors



Battiscopa Digitale
Skirting
9,5x40 3.7"x16"
24x
15



El. a Elle Lineare Monolitico
Monolithic L Element R11
15x30x4 6"x12"x1.6"
8x
61 *



Gradino Monolitico
Monolithic Step R11
30x33 12"x13"
6x
153 *



Angolare Monolitico
Monolithic Corner Step R11
33x33 13"x13"
2x
178 *

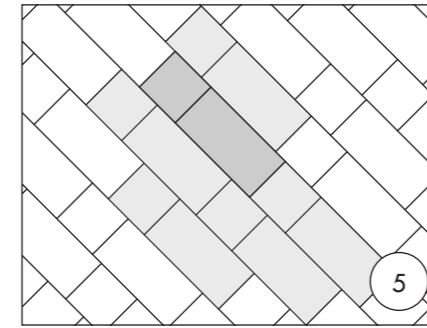


Guarda la tabella completa
dei pezzi speciali a pagina 332
View the complete special
trims tabel at page 332

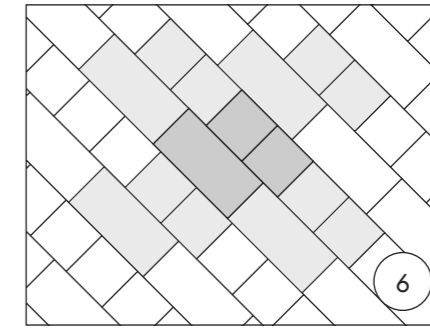
* Vendita su ordinazione.
Available upon request.

GRES PORCELLANATO SMALTATO GLAZED PORCELAIN TILE

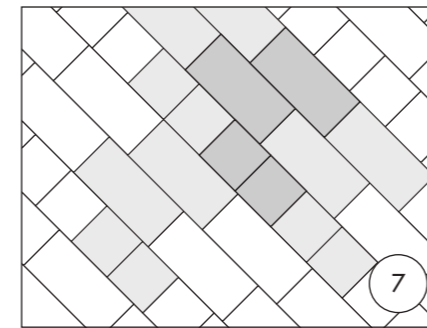
SUGGERIMENTI DI POSA LAYING SUGGESTIONS



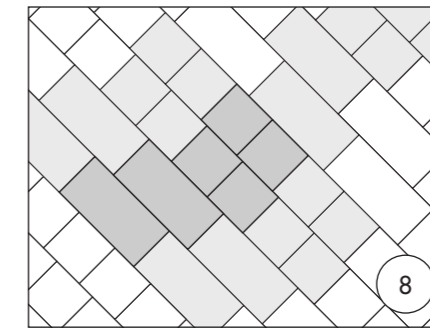
formati sizes	pz/modulo	%/mq	pz/mq
20x20	1	33	8,33
20x40	1	67	8,33




formati sizes	pz/modulo	%/mq	pz/mq
20x20	2	50	12,5
20x40	1	50	6,25



formati sizes	pz/modulo	%/mq	pz/mq
20x20	2	33	8,33
20x40	2	67	8,33



formati sizes	pz/modulo	%/mq	pz/mq
20x20	4	50	12,5
20x40	2	50	6,25




formati sizes	pz/modulo	%/mq	pz/mq
20x20	2	20	5
20x40	4	80	10

GARDEN	pcs/box	mq/box	kg/box	box/pallet	mq/pallet	kg/pallet
20x40 8"x16" Natural R11	15	1,20	20,90	64	76,80	1350,00
20x20 8"x8" Natural R11	30	1,20	20,60	64	76,80	1330,00



VIA VERDI


PAVIMENTO E RIVESTIMENTO FLOOR AND WALL TILE



GRIGIO



BEIGE



MUSCHIO

GRES PORCELLANATO SMALTATO GLAZED PORCELAIN TILE

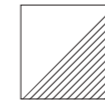


9 mm

FORMATI SIZES



25x50
10"x20"
Natural
R11



25x25
10"x10"
Natural
R11

VIA VERDI

~ Via Verdi Grigio 25x50 R11 . Grigio 25x25 R11





VIA VERDI

PAVIMENTO E RIVESTIMENTO FLOOR AND WALL TILE



COLORI COLORS



FORMATI SIZES

25x50 10"x20"

33 Printings

Natural R11
± 9 mm
10x
140

8001143 Grigio
8001142 Beige
8001144 Muschio

25x25 10"x10"

33 Printings

Natural R11
± 9 mm
20x
140

8001140 Grigio
8001477 Beige
8001141 Muschio

Attenzione: prodotto stonalizzato.
Si consiglia di miscelare il materiale durante la posa prelevando le piastrelle da diverse scatole.
Attention: highly shaded material.
We advise to lay material mixing tiles from different boxes.

PEZZI SPECIALI SPECIAL TRIMS

Disponibili in tutti i colori Available in all colors

Battiscopa Digitale
Skirting
7,5x50 3"x20"
26x
21

El. a Elle Lineare Monolitico
Monolithic L Element R11
15x30x4 6"x12"x1.6"
8x
61 *

Gradino Monolitico
Monolithic Step R11
30x33 12"x13"
6x
153 *

Angolare Monolitico
Monolithic Corner Step R11
33x33 13"x13"
2x
178 *

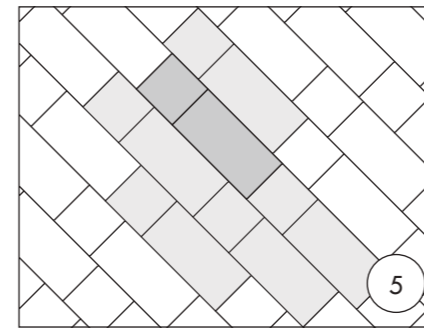


Guarda la tabella completa dei pezzi speciali a pagina 332
View the complete special trims tabel at page 332

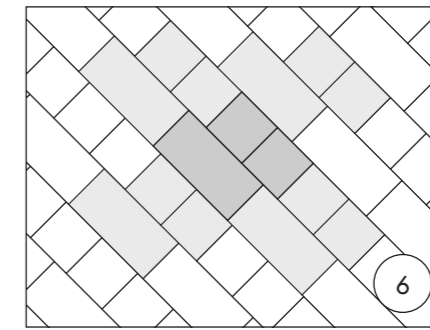
* Vendita su ordinazione.
Available upon request.

GRES PORCELLANATO SMALTATO GLAZED PORCELAIN TILE

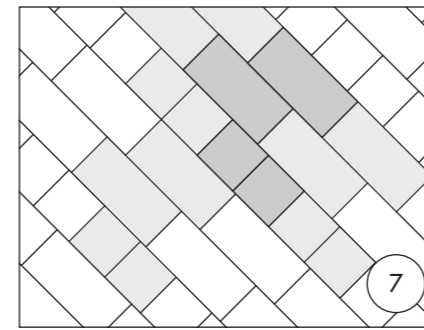
SUGGERIMENTI DI POSA LAYING SUGGESTIONS



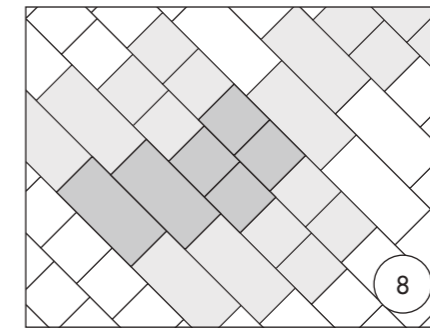
formati sizes	pz/modulo	%/mq	pz/mq
25x25	1	33	5,33
25x50	1	67	5,33




formati sizes	pz/modulo	%/mq	pz/mq
25x25	2	50	8
25x50	1	50	4



formati sizes	pz/modulo	%/mq	pz/mq
25x25	2	33	5,33
25x50	2	67	5,33




formati sizes	pz/modulo	%/mq	pz/mq
25x25	4	50	8
25x50	2	50	4



formati sizes	pz/modulo	%/mq	pz/mq
25x25	2	20	3,2
25x50	4	80	6,4

VIA VERDI	pcs/box	mq/box	kg/box	box/pallet	mq/pallet	kg/pallet
25x50 10"x20" Natural R11	10	1,25	23,60	48	60,00	1148,00
25x25 10"x10" Natural R11	20	1,25	23,40	54	67,50	1280,00



VINTAGE

PAVIMENTO E RIVESTIMENTO FLOOR AND WALL TILE




BIANCO




GRIGIO



NERO



AVIO



VERDE

GRES PORCELLANATO SMALTATO GLAZED PORCELAIN TILE



9,2 mm

FORMATI SIZES



20x20
8"x8"
Natural
R9

VINTAGE

< Vintage 18 . Nero



^ Vintage 16 . Bianco . Verde



VINTAGE

< Vintage 5 . Bianco . Avio



^ Vintage 13 . Nero

VINTAGE



FONDI VINTAGE FORMATI E COLORI SIZES & COLORS

20x20 8"x8" ± 9,2 mm Natural R9
16 Printings



8001115 Bianco



8001135 Grigio



8001138 Nero



8001114 Avio


26x 145




8001139 Verde

VINTAGE FORMATI E COLORI SIZES & COLORS


20x20 8"x8" ± 9,2 mm Natural R9
3 Printings




8001116 Vintage 1



8001127 Vintage 2



8001128 Vintage 3




8001129 Vintage 4

26x 148



8001130 Vintage 5



8001131 Vintage 6



8001132 Vintage 7



8001133 Vintage 8


GRES PORCELLANATO SMALTATO GLAZED PORCELAIN TILE

VINTAGE FORMATI E COLORI SIZES & COLORS


20x20 8"x8" ± 9,2 mm Natural R9
3 Printings




8001134 Vintage 9



8001117 Vintage 10



8001118 Vintage 11




8001119 Vintage 12


26x 148




8001120 Vintage 13




8001121 Vintage 14



8001122 Vintage 15



8001123 Vintage 16



8001124 Vintage 17



8001125 Vintage 18



8001126 Vintage 19

VINTAGE	pcs/box	mq/box	kg/box	box/pallet	mq/pallet	kg/pallet
20x20 8"x8" Vintage Natural R9	26	1,04	20,20	64	66,56	1292,80




'900

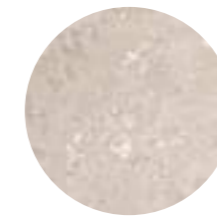
PAVIMENTO E RIVESTIMENTO FLOOR AND WALL TILE




BIANCO



NERO



BEIGE



COTTO

GRES PORCELLANATO SMALTATO GLAZED PORCELAIN TILE



9,2 mm

FORMATI SIZES



20x20
8"x8"
Natural
R9





'900

< Cimentine 2



^ Maioliche 2 Blu . 900 Bianco

FONDI '900 FORMATI E COLORI SIZES & COLORS

20x20 8"x8" ± 9,2 mm Natural R9
25 Printings

26x 145



8000722 900 Beige

8000729 900 Cotto

8000723 900 Bianco

8000740 900 Nero

MAIOLICHE BLU FORMATI E COLORI SIZES & COLORS

20x20 8"x8" ± 9,2 mm Natural R9
4 Printings

26x 148




8000730 Maioliche 1 Blu

8000732 Maioliche 2 Blu

8000733 Maioliche 3 Blu

8000734 Maioliche 4 Blu



8000735 Maioliche 5 Blu


8000736 Maioliche 6 Blu

GRES PORCELLANATO SMALTATO GLAZED PORCELAIN TILE

MAIOLICHE NERE FORMATI E COLORI SIZES & COLORS

20x20 8"x8" ± 9,2 mm Natural R9
4 Printings

26x 148



8000737 Maioliche 7 Nera

8000738 Maioliche 8 Nera


8000739 Maioliche 9 Nera

8000731 Maioliche 10 Nera

CEMENTINE FORMATI E COLORI SIZES & COLORS

20x20 8"x8" ± 9,2 mm Natural R9
1 Printing

26x 148




8000724 Cementine 1

8000725 Cementine 2

8000726 Cementine 3

8000727 Cementine 4



8000728 Cementine 5

'900 MAIOLICHE & CEMENTINE	pcs/box	mq/box	kg/box	box/pallet	mq/pallet	kg/pallet
20x20 8"x8" '900 Natural R9	26	1,04	20,20	64	66,56	1292,80



TONGASS

PAVIMENTO E RIVESTIMENTO FLOOR AND WALL TILE



WHITE



BLOND



NATURAL



BROWN

GRES PORCELLANATO SMALTATO GLAZED PORCELAIN TILE



9,5 mm

FORMATI SIZES



20x120
8"x48"
Rectified
R10 - R11

TONGASS

✓ Tongass Brown 20x120 . White 20x120 . Decoro Diamond 20x120





TONGASS

◀ Tongass Natural 20x120 . Decoro Diamond 20x120



^ Tongass Blond 20x120



TONGASS

PAVIMENTO E RIVESTIMENTO FLOOR AND WALL TILE



TONGASS



COLORI COLORS



FORMATI SIZES

20x120 8"x48"

39 Printings

Rectified R10
± 9,5 mm
5x📦
153

8002062
8002059
8002025
8002060

White
Blond
Natural
Brown

Rectified R11
± 9,5 mm
5x📦
153

8002064
8002063

Blond
Natural

OUT

DECORI DECORS

20x120 8"x48"



Decoro Diamond
5x📦
155 * MIX
8002061

* **MIX**
I decori sono soggetti misti e sono inscatolati in modo casuale. Decorations are mixed subjects and are randomly packed.

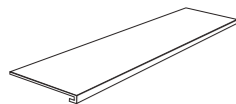
Posa consigliata con fuga 2 mm. La ripresa grafica tra i decori può avere un tolleranza contenuta in 2 cm. Recommended installation with 2 mm joint. The tile graphic between the decorations can have a tolerance included in 2 cm.

PEZZI SPECIALI SPECIAL TRIMS

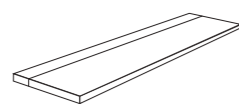
Disponibili in tutti i colori Available in all colors



Battiscopa Digitale
Skirting
6x60 2.4"x24"
15x📦
30



Gradino Lineare Costa Retta
Step
20x120x3 8"x48"x1.2"
2x📦
189 * *



Angolare Costa Retta
Corner Step
30x120x3 12"x48"x1.2"
2x📦
Angolare DX 190 *
Angolare SX 190 *
Angolare DX/SX 204 *



Guarda la tabella completa dei pezzi speciali a pagina 330
View the complete special trims tabel at page 330

* Vendita su ordinazione.
Available upon request.

POSA CONSIGLIATA 1/3 MINIMO 2 MM DI FUGA
SUGGESTED LAYING 1/3 MINIMUM 2 MM OF JOINT

POSA SCONSIGLIATA 1/2 SENZA FUGA
NOT RECOMMENDED LAYING 1/2 WITHOUT JOINT

Attenzione: prodotto stonalizzato.
Si consiglia di miscelare il materiale durante la posa prelevando le piastrelle da diverse scatole.
Attention: highly shaded material.
We advise to lay material mixing tiles from different boxes.

TONGASS	pcs/box	mq/box	kg/box	box/pallet	mq/pallet	kg/pallet
20x120 8"x48" Rectified R10 - R11	5	1,20	24,41	48	57,60	1187,00
20x120 8"x48" Decoro Diamond	5	1,20	24,41	48	57,60	1187,00

GRES PORCELLANATO SMALTATO GLAZED PORCELAIN TILE



^ Tongass Natural 20x120 R11



AXIS

PAVIMENTO E RIVESTIMENTO FLOOR AND WALL TILE



BIRCH



MAPLE



OAK



NUT

GRES PORCELLANATO SMALTATO GLAZED PORCELAIN TILE



8,5 mm
9,5 mm



FORMATI SIZES



30x120
12"x48"
Rectified
R10



20x120
8"x48"
Rectified
R10



15x60
6"x24"
Natural
R9 - R11

AXIS

✓ Axis Nut 20x120





AXIS

PAVIMENTO E RIVESTIMENTO FLOOR AND WALL TILE



BIRCH



MAPLE



OAK




NUT

AXIS



COLORI COLORS



FORMATI SIZES

30x120 12"x48"	Rectified R10 ± 9,5 mm 3x 148	8000852 8000853 8000855 8000854	Birch Maple Oak Nut
20x120 8"x48"	Rectified R10 ± 9,5 mm 5x 148	8002049 8001998 8002051 8002050	Birch Maple Oak Nut
15x60 6"x24"	Natural R9 ± 8,5 mm 16x 108	8000232 8000234 8000238 8000236	Birch Maple Oak Nut
	Natural R11 ± 8,5 mm 16x 108	8000233 8000235 8000239 8000237	Birch Maple Oak Nut

PEZZI SPECIALI SPECIAL TRIMS

Disponibili in tutti i colori Available in all colors

Battiscopa Digitale Skirting 6x60 2.4"x24" 15x 30	El. a Elle Monolitico R11 Monolithic L Element 15x30x4 6"x12"x1.6" 8x 61 *	Gradino Lineare Costa Retta Step 30x120x3 12"x48"x1.2" 2x 189 *	Angolare Costa Retta Corner Step 30x120x3 12"x48"x1.2" 2x 190 * Angolare DX 190 * Angolare SX 190 * Angolare DX/SX 204 *



Guarda la tabella completa dei pezzi speciali a pagina 330
View the complete special trims tabel at page 330

* Vendita su ordinazione.
Available upon request.

POSA CONSIGLIATA 1/3 MINIMO 2 MM DI FUGA
SUGGESTED LAYING 1/3 MINIMUM 2 MM OF JOINT

POSA SCONSIGLIATA 1/2 SENZA FUGA
NOT RECOMMENDED LAYING 1/2 WITHOUT JOINT

Attenzione: prodotto stonalizzato.
Si consiglia di miscelare il materiale durante la posa prelevando le piastrelle da diverse scatole.
Attention: highly shaded material.
We advise to lay material mixing tiles from different boxes.

AXIS	pcs/box	mq/box	kg/box	box/pallet	mq/pallet	kg/pallet
30x120 12"x48" Rectified R10	3	1,08	22,05	48	51,84	1073,00
20x120 8"x48" Rectified R10	5	1,20	24,41	48	57,60	1187,00
15x60 6"x24" Natural R9 - R11	16	1,44	24,65	40	57,60	985,00

GRES PORCELLANATO SMALTATO GLAZED PORCELAIN TILE



~ Axis Maple 20x120



PLANET

PAVIMENTO E RIVESTIMENTO FLOOR AND WALL TILE



OLMO



ROVERE



NOCE



CENERE

GRES PORCELLANATO SMALTATO GLAZED PORCELAIN TILE



9,5 mm

FORMATI SIZES



30x120
12"x48"
Rectified
R10



20x120
8"x48"
Rectified
R10

PLANET

Planet Rovere 20x120





PLANET

PAVIMENTO E RIVESTIMENTO FLOOR AND WALL TILE

OLMO

ROVERE


NOCE

CENERE

PLANET



COLORI COLORS



OLMO

ROVERE

NOCE

CENERE

FORMATI SIZES

30x120 12"x48"



Rectified R10
± 9,5 mm
3x📦
148

8001904 Olmo
8001905 Rovere
8001902 Noce
8001903 Cenere

20x120 8"x48"



Rectified R10
± 9,5 mm
5x📦
148

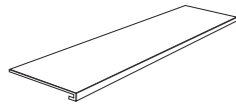
8001958 Olmo
8001959 Rovere
8001961 Noce
8001960 Cenere

PEZZI SPECIALI SPECIAL TRIMS

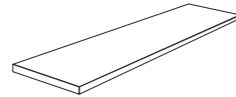
Disponibili in tutti i colori Available in all colors



Battiscopa Digitale
Skirting
6x60 2.4"x24"
15x📦
30



Gradino Lineare Costa Retta
Step
30x120x3 12"x48"x1.2"
2x📦
189 *



Angolare Costa Retta
Corner Step
30x120x3 12"x48"x1.2"
2x📦
Angolare DX 190 *
Angolare SX 190 *
Angolare DX/SX 204 *



Guarda la tabella completa
dei pezzi speciali a pagina 330
View the complete special
trims tabel at page 330

* Vendita su ordinazione.
Available upon request.

POSA CONSIGLIATA 1/3 MINIMO 2 MM DI FUGA
SUGGESTED LAYING 1/3 MINIMUM 2 MM OF JOINT

POSA SCONSIGLIATA 1/2 SENZA FUGA
NOT RECOMMENDED LAYING 1/2 WITHOUT JOINT


Attenzione: prodotto stonalizzato.
Si consiglia di miscelare il materiale durante la posa prelevando
le piastrelle da diverse scatole.
Attention: highly shaded material.
We advise to lay material mixing tiles from different boxes.

PLANET	pcs/box	mq/box	kg/box	box/pallet	mq/pallet	kg/pallet
30x120 12"x48" Rectified R10	3	1,08	22,05	48	51,84	1073,00
20x120 8"x48" Rectified R10	5	1,20	24,41	48	57,60	1187,00

GRES PORCELLANATO SMALTATO GLAZED PORCELAIN TILE



~ Planet Olmo 20x120



URBAN

PAVIMENTO E RIVESTIMENTO FLOOR AND WALL TILE



WHITE



GREY



MINT



MUD



SAND

GRES PORCELLANATO SMALTATO GLAZED PORCELAIN TILE



FORMATI SIZES



30x90
12"x36"
Rectified

URBAN

Urban Mint 30x90 . Scratch Sage 30x90 / Floor Absolute Grey 60x120 >



^ Urban Grey 30x90 . Botanical Ice 30x90 / Floor Absolute Smoke 60x120



URBAN

Urban Sand 30x90 . Scratch Taupe 30x90 / Floor Tongass Brown 20x120





URBAN

◀ Urban Sand 30x90 . Botanical Ivory 30x90 / Floor Absolute Taupe 60x120



^ Urban White 30x90 . Painted 30x90

URBAN



± 8 mm



30x90 12"x36"
8002706 Urban White

10 Printings
5x 148



30x90 12"x36"
8002707 Urban Sand

10 Printings
5x 148



30x90 12"x36"
8002709 Urban Grey

10 Printings
5x 148



30x90 12"x36"
8002708 Urban Mud

10 Printings
5x 148



30x90 12"x36"
8002710 Urban Mint

10 Printings
5x 148



30x90 12"x36"
8002714 Urban Scratch Taupe

1 Printing
5x 149



30x90 12"x36"
8002715 Urban Scratch Sage

1 Printing
5x 149



30x90 12"x36"
8002711 Urban Painted

3 Printings *
5x 149

GRES PORCELLANATO SMALTATO GLAZED PORCELAIN TILE



30x90 12"x36"
8002712 Urban Botanical Ivory *

3 Printings *
5x 149



30x90 12"x36"
8002713 Urban Botanical Ice *

3 Printings *
5x 149

PAVIMENTI ABBINATI MATCHING FLOOR TILES

GRES PORCELLANATO SMALTATO GLAZED PORCELAIN TILES

ABSOLUTE
AXIS
BOSTON
COOL
DOVER
MOONSTONE
PLANET
SANCTUARY
SHELLSTONE
THEATRO
THEORY
TIME
TONGASS
WALES

*

I decori sono soggetti misti e sono inscatolati in modo casuale.
Decorations are mixed subjects and are randomly packed.

* Posa consigliata con fuga 2 mm. La ripresa grafica tra i decori può avere un tolleranza contenuta in 2 cm.
Recommended installation with 2 mm joint. The tile graphic between the decorations can have a tolerance included in 2 cm.

URBAN	pcs/box	mq/box	kg/box	box/pallet	mq/pallet	kg/pallet
30x90 12"x36" Rectified	5	1,35	23,80	48	64,80	1142,40
30x90 12"x36" Painted Rectified	5	1,35	23,80	48	64,80	1142,40
30x90 12"x36" Botanical Rectified	5	1,35	23,80	48	64,80	1142,40
30x90 12"x36" Scratch Rectified	5	1,35	23,80	48	64,80	1142,40



ABSOLUTE

PAVIMENTO E RIVESTIMENTO FLOOR AND WALL TILE



IVORY



ICE



GREY



TAUPE

GRES PORCELLANATO SMALTATO GLAZED PORCELAIN TILE



8 mm

FORMATI SIZES



30x90
12"x36"
Rectified

ABSOLUTE

~ Absolute Ivory 30x90 . Righe Earth 30x90 / Floor Planet Noce 20x120



ABSOLUTE

◀ Absolute Decoro Pine Grey 30x90 . Grey 30x90



^ Absolute Ice 30x90 . Muretto Silver 30x90 / Floor Absolute Cement Smoke 80x80

ABSOLUTE

Absolute Decoro Corten 30x90 . Wood Taupe 20x120 / Floor Absolute Wood Ivory 20x120 >




^ Absolute Decoro Tetrys 30x90 / Floor Absolute Wood White 20x120



ABSOLUTE



± 8 mm



30x90 12"x36"
8000112 Absolute Ivory **10 Printings**
5x **148**




30x90 12"x36"
8000111 Absolute Ice **10 Printings**
5x **148**



30x90 12"x36"
8000114 Absolute Taupe **10 Printings**
5x **148**



30x90 12"x36"
8000110 Absolute Grey **10 Printings**
5x **148**



30x90 12"x36"
8000108 Absolute Decoro Corten * **10 Printings * MIX**
5x **149**



30x90 12"x36"
8000113 Absolute Muretto Silver * **10 Printings * MIX**
5x **149**



30x90 12"x36"
8000195 Absolute Decoro Pine Taupe **4x** **193**



30x90 12"x36"
8000194 Absolute Decoro Pine Grey **4x** **193**



30x90 12"x36"
8000195 Absolute Decoro Pine Taupe **4x** **193**



30x90 12"x36"
8000194 Absolute Decoro Pine Grey **4x** **193**

GRES PORCELLANATO SMALTATO GLAZED PORCELAIN TILE



30x90 12"x36"
8000109 Absolute Righe Earth * **6 Printings * MIX**
5x **149**



30x90 12"x36"
8000115 Absolute Decoro Tetrys * **3 Printings * MIX**
5x **149**



PAVIMENTI ABBINATI MATCHING FLOOR TILES

GRES PORCELLANATO SMALTATO GLAZED PORCELAIN TILES

- ABSOLUTE
- AXIS
- BOSTON
- COOL
- DOVER
- MOONSTONE
- PLANET
- SANCTUARY
- SHELLSTONE
- THEATRO
- THEORY
- TIME
- TONGASS
- WALES


* Vendita tassativa a scatole complete Sale in full boxes only

* **MIX**

I decori sono soggetti misti e sono inscatolati in modo casuale.
Decorations are mixed subjects and are randomly packed.

* Posa consigliata con fuga 2 mm. La ripresa grafica tra i decori può avere un tolleranza contenuta in 2 cm.
Recommended installation with 2 mm joint. The tile graphic between the decorations can have a tolerance included in 2 cm.

ABSOLUTE	pcs/box	mq/box	kg/box	box/pallet	mq/pallet	kg/pallet
30x90 12"x36" Rectified	5	1,35	23,80	48	64,80	1142,40
30x90 12"x36" Decoro Tetrys Rectified	5	1,35	23,80	48	64,80	1142,40
30x90 12"x36" Righe Earth Rectified	5	1,35	23,80	48	64,80	1142,40
30x90 12"x36" Decoro Corten Rectified	5	1,35	23,80	48	64,80	1142,40
30x90 12"x36" Muretto Silver Rectified	5	1,35	23,80	48	64,80	1142,40
30x90 12"x36" Decoro Pine Rectified	4	1,08	-	20	-	-



BOSTON

PAVIMENTO E RIVESTIMENTO FLOOR AND WALL TILE



WHITE



MUD



ICE



GREY

GRES PORCELLANATO SMALTATO GLAZED PORCELAIN TILE



8 mm

FORMATI SIZES



30x90
12"x36"
Rectified

BOSTON

✓ Boston Righe White 30x90 . White 30x90 . Boston Geomix 30x90 / Floor Boston Ash 60x120



BOSTON

< Boston Decoro Soffioni Ice 30x90 . Righe Ice 30x90 . Ice 30x90 / Floor Boston Grey 60x60



^ Boston Decoro Soffioni White 30x90

BOSTON

Boston Righe Mud 30x90 . Geomix 30x90 / Floor Boston Mud 60x60 >



^ Boston Righe Grey 30x90 . Grey 30x90 / Floor Boston Grey 60x120



BOSTON



± 8 mm



30x90 12"x36"
8000283 Boston White **10 Printings**
5x **148**



30x90 12"x36"
8000280 Boston Ice **10 Printings**
5x **148**



30x90 12"x36"
8000282 Boston Mud **10 Printings**
5x **148**



30x90 12"x36"
8000279 Boston Grey **10 Printings**
5x **148**



30x90 12"x36"
8000859 Boston Righe White * **10 Printings * MIX**
5x **149**



30x90 12"x36"
8000857 Boston Righe Ice * **10 Printings * MIX**
5x **149**



30x90 12"x36"
8000858 Boston Righe Mud * **10 Printings * MIX**
5x **149**



30x90 12"x36"
8000856 Boston Righe Grey * **10 Printings * MIX**
5x **149**



30x90 12"x36"
8000333 Boston Decoro Soffioni White **4x * 180**



30x90 12"x36"
8000332 Boston Decoro Soffioni Ice **4x * 180**

* Vendita tassativa a scatole complete Sale in full boxes only

* Posa consigliata con fuga 2 mm. La ripresa grafica tra i decori può avere un tolleranza contenuta in 2 cm.
Recommended installation with 2 mm joint. The tile graphic between the decorations can have a tolerance included in 2 cm.

GRES PORCELLANATO SMALTATO GLAZED PORCELAIN TILE



30x90 12"x36"
8000281 Boston Geomix * **3 Printings * MIX**
5x **149**



30x90 12"x36"
8000281 Boston Geomix * **3 Printings * MIX**
5x **149**

* MIX

I decori sono soggetti misti e sono inscatolati in modo casuale.
Decorations are mixed subjects and are randomly packed.

PAVIMENTI ABBINATI MATCHING FLOOR TILES

GRES PORCELLANATO SMALTATO GLAZED PORCELAIN TILES


ABSOLUTE
AXIS
BOSTON
COOL
DOVER
MOONSTONE
PLANET
SANCTUARY
SHELLSTONE
THEATRO
THEORY
TIME
TONGASS
WALES

BOSTON	pcs/box	mq/box	kg/box	box/pallet	mq/pallet	kg/pallet
30x90 12"x36" Rectified	5	1,35	23,80	48	64,80	1142,40
30x90 12"x36" Righe Rectified	5	1,35	23,80	48	64,80	1142,40
30x90 12"x36" Geomix Rectified	5	1,35	23,80	48	64,80	1142,40
30x90 12"x36" Decoro Soffioni Rectified	4	1,08	-	20	-	-



COOL

PAVIMENTO E RIVESTIMENTO FLOOR AND WALL TILE



GRES PORCELLANATO SMALTATO GLAZED PORCELAIN TILE



FORMATI SIZES



30x90
12"x36"
Rectified

COOL

✓ Cool Coral 30x90 . Circle Autumn 30x90 / Floor Cool Steel 60x60





COOL

< Cool Ghost . Steel . Shadow . Almond . Coral . Ocean . Desert . Forest 30x90 / Floor Cool Almond 60x60



^ Cool Decoro Leaf Autumn 30x90 / Floor Cool Ocean 60x120

COOL

Cool Decoro Leaf Winter 30x90 / Floor Cool Almond 60x120 >



^ Cool Circle Winter 30x90 / Floor Cool Steel 60x120



± 8 mm



30x90 12"x36"
8000380 Cool Ghost 8 Printings
5x **148**



30x90 12"x36"
8000376 Cool Almond 8 Printings
5x **148**



30x90 12"x36"
8000383 Cool Steel 8 Printings
5x **148**



30x90 12"x36"
8000382 Cool Shadow 8 Printings
5x **148**



30x90 12"x36"
8000379 Cool Forest 8 Printings
5x **148**



30x90 12"x36"
8000378 Cool Desert 8 Printings
5x **148**



30x90 12"x36"
8000381 Cool Ocean 8 Printings
5x **148**



30x90 12"x36"
8000377 Cool Coral 8 Printings
5x **148**



30x90 12"x36"
8000403 Cool Decoro Leaf Winter 4x **193**



30x90 12"x36"
8000402 Cool Decoro Leaf Autumn 4x **193**

GRES PORCELLANATO SMALTATO GLAZED PORCELAIN TILE



30x90 12"x36"
8000401 Cool Circle Winter * 3 Printings * **MIX**
5x **149**



30x90 12"x36"
8000400 Cool Circle Autumn * 3 Printings * **MIX**
5x **149**

* **MIX**

I decori sono soggetti misti e sono inscatolati in modo casuale.
Decorations are mixed subjects and are randomly packed.

* Posa consigliata con fuga 2 mm. La ripresa grafica tra i decori può avere un tolleranza contenuta in 2 cm.
Recommended installation with 2 mm joint. The tile graphic between the decorations can have a tolerance included in 2 cm.

PAVIMENTI ABBINATI MATCHING FLOOR TILES

GRES PORCELLANATO SMALTATO GLAZED PORCELAIN TILES

- ABSOLUTE
- AXIS
- BOSTON
- COOL
- DOVER
- MOONSTONE
- PLANET
- SANCTUARY
- SHELLSTONE
- THEATRO
- THEORY
- TIME
- TONGASS
- WALES

* Vendita tassativa a scatole complete Sale in full boxes only

COOL	pcs/box	mq/box	kg/box	box/pallet	mq/pallet	kg/pallet
30x90 12"x36" Rectified	5	1,35	23,80	48	64,80	1142,40
30x90 12"x36" Circle Rectified	5	1,35	23,80	48	64,80	1142,40
30x90 12"x36" Decoro Leaf Rectified	4	1,08	-	20	-	-




CARDOSO


RIVESTIMENTO WALL TILE



BIANCO



AVIO



PIOMBO



CENERE



GREIGE

BICOTTURA DOUBLE-FIRED



INK-JET
DIGITAL
technology



7 mm

FORMATI SIZES



20x50
8"x20"
Natural

CARDOSO

✓ Cardoso Bianco 20x50 . Avio 20x50 . Decoro Avio 20x50 / Floor Cardoso Bianco 30x30



CARDOSO

Cardoso Bianco 20x50 . Muretto Cenere/Piombo20x50 . Listello Cenere/Piombo 4,5x50 / Floor Cardoso Piombo 30x30 >



^ Cardoso Bianco 20x50 . Greige 20x50 . Decoro Greige 20x50 . Muretto Greige 20x50 20x50 .
Listello Greige 4,5x50 / Floor Cardoso Greige 30x30



± 7 mm



20x50 8"x20"
8001544
Cardoso Avio
9 Printings
16x **116**



20x50 8"x20"
8001549 Cardoso Decoro Avio
3 Printings * **MIX**
16x **118**



20x50 8"x20"
8001545
Cardoso Piombo
9 Printings
16x **116**



20x50 8"x20"
8001546 Cardoso
Muretto Avio
16x **118**



4,5x50 1.8"x20"
8001560 Listello
Cardoso Avio A+B
2 Printings * **MIX**
12x **55**



20x50 8"x20"
8001543
Cardoso Cenere
9 Printings
16x **116**



20x50 8"x20"
8001551 Cardoso Decoro Cenere/Piombo
3 Printings * **MIX**
16x **118**



20x50 8"x20"
8001541
Cardoso Bianco
9 Printings
16x **116**



20x50 8"x20"
8001548 Cardoso
Muretto Cenere/Piombo
16x **118**



4,5x50 1.8"x20"
8001561 Listello Cardoso
Genere/Piombo A+B
2 Printings * **MIX**
12x **55**



20x50 8"x20"
8001542
Cardoso Greige
9 Printings
16x **116**



20x50 8"x20"
8001550 Cardoso Decoro Greige
3 Printings * **MIX**
16x **118**



20x50 8"x20"
8001547 Cardoso
Muretto Greige
16x **118**




4,5x50 1.8"x20"
8001562 Listello Cardoso
Greige A+B
2 Printings * **MIX**
12x **55**

* **MIX**

I decori sono soggetti misti e sono inscatolati in modo casuale.
Decorations are mixed subjects and are randomly packed.

CARDOSO	pcs/box	mq/box	kg/box	box/pallet	mq/pallet	kg/pallet
20x50 8"x20" Wall Tile	16	1,60	19,50	48	76,80	936,00
20x50 8"x20" Brick Wall Tile	16	1,60	19,50	48	76,80	936,00
20x50 8"x20" Decor	16	1,60	19,50	48	76,80	936,00

PAVIMENTO COORDINATO COORDINATED FLOOR TILE



BIANCO

AVIO

PIOMBO

CENERE

GREIGE

FORMATI SIZES

30x30 12"x12"

20 Printings

Natural R9

± 9 mm

13x

106

8000340

8000339

8000343

8000341

8000342

Bianco


Avio

Piombo

Cenere

Greige

CARDOSO	pcs/box	mq/box	kg/box	box/pallet	mq/pallet	kg/pallet
30x30 12"x12" Floor Tile	13	1,17	22,40	42	49,14	955,00



BOSTON

RIVESTIMENTO WALL TILE




WHITE



MUD



PEARL



ASH

BICOTTURA DOUBLE-FIRED



7 mm

FORMATI SIZES



20x50
8"x20"
Natural

BOSTON

✓ Boston Pearl 20x50 . Ash 20x50 . Boston Muretto Ash 20x50 / Floor Boston Ash 30x30




± 7 mm



20x50 8"x20"
8001552
Boston White

9 Printings
16x 116



20x50 8"x20"
8001554
Boston Pearl

9 Printings
16x 116



20x50 8"x20"
8001553
Boston Mud

9 Printings
16x 116



20x50 8"x20"
8001555
Boston Ash

9 Printings
16x 116



20x50 8"x20"
8001556
Boston Muretto Mud

3 Printings
*
16x 118



20x50 8"x20"
8001557
Boston Muretto Ash

3 Printings
*
16x 118

*

I decori sono soggetti misti e sono inscatolati in modo casuale.
Decorations are mixed subjects and are randomly packed.

PAVIMENTI ABBINATI MATCHING FLOOR TILES

GRES PORCELLANATO SMALTATO GLAZED PORCELAIN TILES


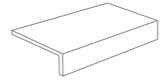
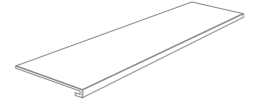
ABSOLUTE
AXIS
BOSTON
COOL
DOVER
MOONSTONE
PLANET
SANCTUARY
SHELLSTONE
THEATRO
THEORY
TIME
TONGASS
WALES

BOSTON	pcs/box	mq/box	kg/box	box/pallet	mq/pallet	kg/pallet
20x50 8"x20" Wall Tile	16	1,60	19,50	48	76,80	936,00
20x50 8"x20" Brick Wall Tile	16	1,60	19,50	48	76,80	936,00



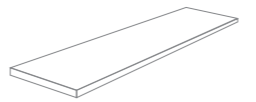
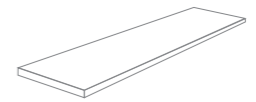
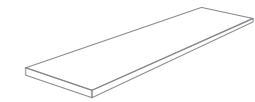
~ Boston White 20x50 . Mud 20x50 . Muretto Mud 20x50 / Floor Boston Mud 60x60

I codici pezzi speciali

	Battiscopa Digitale Skirting			El. a L Monolitico R11 Monolithic L Element	Gradino Lineare Costa Retta Step		
	6x60 2.4"x24" 30 15x	6x80 2.4"x32" 48 8x	9.5x40 3.7"x16" 15 24x	15x30x4 6"x12"x1.6" 61 8x	33x120x3 13"x48"x1.2" 189 2x	30x120x3 12"x48"x1.2" 189 2x	20x120x3 8"x48"x1.2" 189 2x
ABS CEMENT GREY	8000151	8000163			8000177		
ABS CEMENT ICE	8000152	8000164			8001909		
ABS CEMENT IVORY	8000153	8000165			8001387		
ABS CEMENT SMOKE	8000154	8000166			8001572		
ABS CEMENT TAUPE	8000155	8000167			8002320		
ABS CEMENT WHITE	8000156	8000168			8000178		
ABS ELEMENT CORTEN	8000183				8002353		
ABS ELEMENT EARTH	8000184				8000186		
ABS ELEMENT PETROL	8000185				8001531		
ABS WOOD GREY	8000202						8002335
ABS WOOD ICE	8000203						8002334
ABS WOOD IVORY	8000204						8000208
ABS WOOD SMOKE	8000205						8002336
ABS WOOD TAUPE	8000206						8002333
ABS WOOD WHITE	8000207						8002332
AXIS BIRCH	8000240			8000255		8000248	
AXIS MAPLE	8000241			8000256		8000249	
AXIS NUT	8000242			8000257		8000250	
AXIS OAK	8000243			8000258		8000251	
BOSTON ASH	8000293	8000298			8000316		
BOSTON GREY	8000294	8000299			8000317		
BOSTON MUD	8000295	8000300			8000318		
BOSTON WHITE	8000296	8000301			8000319		
COOL ALMOND	8000395				8002375		
COOL GHOST	8000396				8001630		
COOL OCEAN	8000397				8002378		
COOL SHADOW	8000398				8002377		
COOL STEEL	8000399				8002267		
DOVER ANTRACITE	8004321				8004335		
DOVER BEIGE	8004324				8004338		
DOVER DARK	8004320				8004334		
DOVER HAVANA	8004323				8004337		
DOVER WHITE	8004322				8004336		
IMPERIUM COTTON	8000514				8002470		
IMPERIUM CREAM	8000515				8002471		
IMPERIUM SILVER	8000516				8002472		
MOONSTONE BEIGE	8002165				8002282		
MOONSTONE DARK	8002166				8002281		
MOONSTONE GREY	8002164				8002280		
MOONSTONE WHITE	8002163				8002279		
ORIGIN GREY	8000768						
ORIGIN SAND	8000769						
ORIGIN WHITE	8000770						
PLANET CENERE	8000832					8000838	
PLANET NOCE	8000833					8001538	
PLANET OLMO	8000834					8000839	
PLANET ROVERE	8000835					8000840	
SANCTUARY BLUE	8002206				8002218		
SANCTUARY GREY	8002205				8002217		
SANCTUARY MINT	8002207				8002219		
SANCTUARY SAND	8002208				8002220		
SANCTUARY WHITE	8002204				8002216		
SHELLSTONE SHELLAMBER	8000905				8002454		
SHELLSTONE SHELLDARK	8000906				8002455		
SHELLSTONE SHELLGREY	8000907				8002456		
SHELLSTONE SHELLWHITE	8000908				8001628		
STAR BLACK	8000927				8002440		
STAR GREIGE	8000928				8002441		
STAR GREY	8000929				8002442		
STAR WHITE	8000930				8002443		
THEATRO ANTHRACITE	8001488	8001711			8001492		
THEATRO BONE	8001490	8001709			8001494		
THEATRO GRAPHITE	8001489	8001710			8001493		
THEATRO WHITE	8001491	8001708			8001495		
THEORY BEIGE	8002034				8002104		
THEORY GREY	8002033				8002103		
THEORY WHITE	8002032				8002102		
TIME CLOUD	8001009	8001019			8001023		
TIME DARK	8001010	8001558			8002414		
TIME FOG	8001011	8001020			8001794		
TIME LAND	8001012	8001021			8001024		
TIME SAND	8001013	8001022			8001025		
TONGASS BLOND	8001047						8001425
TONGASS BROWN	8001048						8001520
TONGASS NATURAL	8001049						8001426
TONGASS WHITE	8001050						8001427
WALES ANTHRACITE	8001454				8001483		
WALES BEIGE	8001456				8001481		
WALES GREY	8001455				8001482		
WALES WHITE	8001457				8001480		

I codes special trims

	Angolare Costa Retta DX Corner Step		Angolare Costa Retta SX Corner Step		Angolare Costa Retta DX/SX Corner Step	
	33x120x3 13"x48"x1.2" 190 2x	30x120x3 12"x48"x1.2" 190 2x	33x120x3 13"x48"x1.2" 190 2x	30x120x3 12"x48"x1.2" 190 2x	33x120x3 13"x48"x1.2" 204 2x	30x120x3 12"x48"x1.2" 204 2x
ABS CEMENT GREY	8000176		8001678		8002330	
ABS CEMENT ICE	8001908		8002296		8002329	
ABS CEMENT IVORY	8002318		8000179		8002327	
ABS CEMENT SMOKE	8001756		8001755		8002331	
ABS CEMENT TAUPE	8002319		8002324		8002328	
ABS CEMENT WHITE	8002317		8002321		8002325	
ABS ELEMENT CORTEN	8002357		8002354		8002371	
ABS ELEMENT EARTH	8002356		8000187		8002370	
ABS ELEMENT PETROL	8002358		8002355		8002373	
ABS WOOD GREY	8002345		8002340		8002351	
ABS WOOD ICE	8002344		8002339		8002350	
ABS WOOD IVORY	8002342		8002337		8002348	
ABS WOOD SMOKE	8002346		8002341		8002352	
ABS WOOD TAUPE	8002343		8002338		8002349	
ABS WOOD WHITE	8001536		8001537		8002347	
AXIS BIRCH		8000245		8000252		8002437
AXIS MAPLE		8000246		8000253		8000244
AXIS NUT		8001388		8000254		8001679
AXIS OAK		8000247		8004622		8002438
BOSTON ASH	8000312		8000320		8000308	
BOSTON GREY	8000313		8000321		8000309	
BOSTON MUD	8000314		8000322		8000310	
BOSTON WHITE	8000315		8000323		8000311	
COOL ALMOND	8002381		8002386		8002390	
COOL GHOST	8002382		8002387		8002391	
COOL OCEAN	8002383		8002388		8002392	
COOL SHADOW	8002384		8002392		8002393	
COOL STEEL	8002385		8002389		8002394	
DOVER ANTRACITE	8004340		8004345		8004350	
DOVER BEIGE	8004343		8004348		8004353	
DOVER DARK	8004339		8004344		8004349	
DOVER HAVANA	8004342		8004347		8004352	
DOVER WHITE	8004341		8004346		8004351	
IMPERIUM COTTON	8002480		8002483		8002477	
IMPERIUM CREAM	8002481		8002484		8002478	
IMPERIUM SILVER	8002482		8002485		8002479	
MOONSTONE BEIGE	8002286		8002290		8002294	
MOONSTONE DARK	8002285		8002289		8002293	
MOONSTONE GREY	8002284		8002288		8002292	
MOONSTONE WHITE	8002283		8002287		8002291	
ORIGIN GREY						
ORIGIN SAND						
ORIGIN WHITE						
PLANET CENERE		8000836		8000841		8002428
PLANET NOCE		8002434		8002435		8002431
PLANET OLMO		8002178		8002436		8002432
PLANET ROVERE		8000837		8000842		8001479
SANCTUARY BLUE	8002223		8002228		8002233	
SANCTUARY GREY	8002222		8002227		8002232	
SANCTUARY MINT	8002224		8002229		8002234	
SANCTUARY SAND	8002225		8002230		8002235	
SANCTUARY WHITE	8002221		8002226		8002231	
SHELLSTONE SHELLAMBER	8002460		8001563		8002466	
SHELLSTONE SHELLDARK	8002461		8002457		8002467	
SHELLSTONE SHELLGREY	8002464		8002458		8002468	
SHELLSTONE SHELLWHITE	8002465		8002459		8002469	
STAR BLACK	8002448		8002444		8002326	
STAR GREIGE	8002449		8002445		8002395	
STAR GREY	8002450		8002446		8002433	
STAR WHITE	8002452		8002447		8002473	
THEATRO ANTHRACITE	8002401		8002404		8002398	
THEATRO BONE	8002399		8002402		8002396	
THEATRO GRAPHITE	8002400		8002403		8002397	
THEATRO WHITE	8002106		8002107		8002105	
THEORY BEIGE	8002118		8002121		8002124	
THEORY GREY	8002117		8002120		8002123	
THEORY WHITE	8002116		8002119		8002122	
TIME CLOUD	8001422		8001423		8001421	
TIME DARK	8002419		8002423		8002415	
TIME FOG	8002420		8001986		8002416	
TIME LAND	8002421		8002424		8002417	
TIME SAND	8002422		8002425		8002418	
TONGASS BLOND		8002486		8002489		8002492
TONGASS BROWN		8002487		8002490		8002493
TONGASS NATURAL		8001468		8002268		8001424
TONGASS WHITE		8002488		8002491		8002494
WALES ANTHRACITE	8002408		8002411		8002405	
WALES BEIGE	8002410		8002413		8002407	
WALES GREY	8002409		8002412		8002406	
WALES WHITE	8001671		8001672		8001670	

I codici pezzi speciali codes special trims

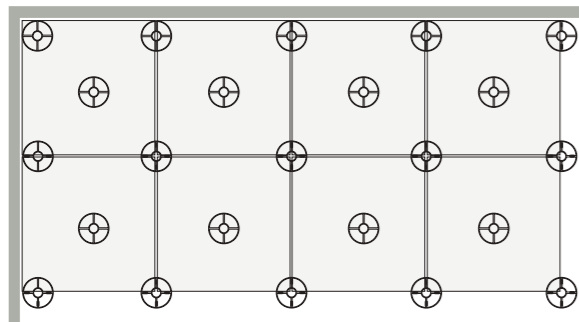
	Battiscopa Digitale Skirting			El. a L Monolitico R11 Monolithic L Element	Gradino Monolitico R11 Monolithic Step	Angolare Monolitico R11 Monolithic Corner Step	
	6x60 2.4"x24" 30 15x	5x60 2"x24" 30 14x	9,5x40 3.7"x16" 15 24x	7,5x50 3"x20" 21 26x	15x30x4 6"x12"x1.6" 61 8x	30x33 12"x13" 153 6x	33x33 13"x13" 178 2x
GARDEN BEIGE			8000454		8000462	8000458	8000450
GARDEN BIANCO			8000455		8000463	8000459	8000451
GARDEN GRIGIO			8000456		8000480	8000460	8000452
GARDEN ROSSO			8000457		8000481	8000461	8000453
LAPIS ALBA		8000584			8004623		
LAPIS AURUM		8000585			8000589		
LAPIS NUBILUM		8000587			8000591		
LAPIS OLEUM		8000588			8004624		
REIMS BEIGE				80002539	80002543		
REIMS BIANCO				80002540	80002544		
REIMS COTTO				80002542	80002546		
REIMS GRIGIO				80002541	80002545		
STONEWAVE BLACK	8000951				8000955		
STONEWAVE GREIGE	8000952				8000956		
STONEWAVE GREY	8000953				8000957		
STONEWAVE WHITE	8000954				8000958		
VIA VERDI BEIGE				8001148	8001151	8001154	8001145
VIA VERDI GRIGIO				8001149	8001152	8001155	8001146
VIA VERDI MUSCHIO				8001150	8001153	8001156	8001147

I posa sopraelevata installation onto flat surfaces (raised laying)

Ad oggi non esiste una normativa specifica per i pavimenti sopraelevati da esterno, si rimanda pertanto al professionista progettista un'attenta valutazione dei requisiti del progetto. Ceramiche Mariner suggerisce l'utilizzo di supporti aggiuntivi sotto le piastrelle (5° supporto centrale), come da schema sotto riportato.

Posa sopraelevata 60x60 \pm 2 cm

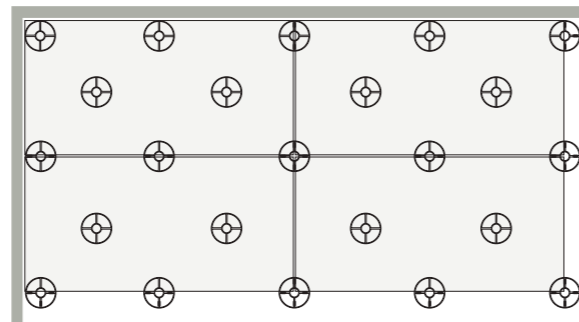
24"x24" \pm 3/4" Installation onto flat surfaces (raised laying)



To date, there is no existing regulatory standard regarding outdoor raised floors. Therefore, the Customer/Designer/Project Manager has to arrange for a careful assessment of the project and its requirements. Ceramiche Mariner recommends the adoption of additional supports under the tiles (5th central support), as per diagram below.

Posa sopraelevata 60x120 \pm 2 cm

24"x48" \pm 3/4" Installation onto flat surfaces (raised laying)



politica della qualità quality policy

Ceramiche Mariner è innovazione continua.

Affacciata in un panorama in costante evoluzione, Ceramiche Mariner insegue con impegno e dedizione l'obiettivo della Qualità attraverso l'instancabile miglioramento delle tecnologie utilizzate e della formazione della sua squadra.

Il nostro obiettivo primario è migliorare ancora e sempre; nel rispetto dell'altissima Qualità di Prodotto e di Servizio offerti, mantenendo elevati standard di Sicurezza nel Lavoro e una politica di Sostenibilità e Rispetto per tutto ciò che ci circonda.

Il nostro lavoro è quotidianamente spinto da obiettivi ambiziosi, ma sostenuto dalla certezza che solo grazie all'impegno di tutta la squadra di collaboratori e partners aziendali, questi possano essere raggiunti.

Dando vita e concretezza alla sempre più nominata Sostenibilità, Ceramiche Mariner produce ottimizzando al massimo ogni suo processo, avvalendosi di tecnologie di ultima generazione che consentono un elevato risparmio delle risorse naturali ed energetiche. Pannelli solari, turbina di cogenerazione ed un puntuale reinserimento all'interno del ciclo produttivo di tutti gli scarti di lavorazione, sono solo un esempio delle azioni che l'azienda attua nel rispetto dell'ambiente.

Ceramiche Mariner, partendo dalla proprietà sino ad ogni singolo elemento della sua squadra, vive e lavora all'interno del proprio territorio di origine, che ama e rispetta.

Proprio la consapevolezza che un ambiente migliore, nel significato più ampio del termine, migliora la qualità della vita di tutti spinge la Direzione aziendale a promuovere numerose iniziative volte alla coesione dell'intero gruppo di attori dei processi aziendali e dell'intera filiera circostante.

L'etica ed il rispetto della persona, la passione per quello che si fa, permettono a questa speciale realtà aziendale di sentirsi propriamente come una grande famiglia.

Ceramiche Mariner is synonym of continuous innovation.

Surrounded by the constantly evolving background, Ceramiche Mariner follows with commitment and dedication its Quality goal, through tireless improvement of used technologies and team formation.

Our main aim is evolving again and again; in respect of highest Quality of our Products and Services, keeping high standards of Security at Work and a strong policy of Sustainability and Respect of everything that surrounds us.

Our everyday work is pushed by ambitious goals, but it is also sustained by the certain feelings, that, thanks to the effort of the whole team of our Partners and Coworkers, these goals can be achieved.

Giving life and concreteness to the more and more frequently mentioned Sustainability, Ceramiche Mariner optimizes at maximum every production process, thanks to last generation technologies, which allow important savings of natural and energy resources. Solar panels, turbine cogeneration system, and constant re-using of production wastes into the production cycle are just a few of many actions and efforts, that the Company implements for the environmental protection.

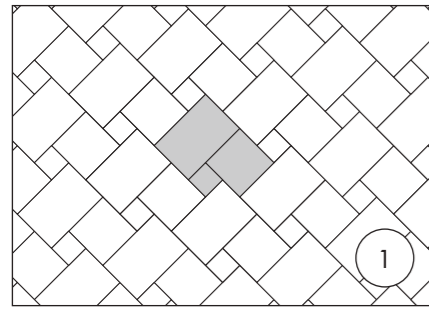
Ceramiche Mariner, from its ownership to every team-member, lives and operates in its original land with love and respect.

The consciousness that a better environment, in the vastest meaning of the word, improves the quality of life of all of us, inspires the Company Directors to implement many actions which contribute to cohesion of the Company's stakeholders taking part in various business processes and whole production chain.

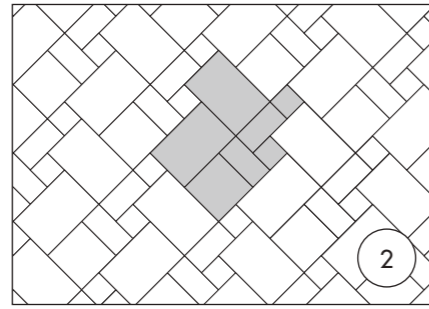
Ethics and respect for persons, working with passion, allow this special Company to feel like being one big family.

I Suggerimenti di posa

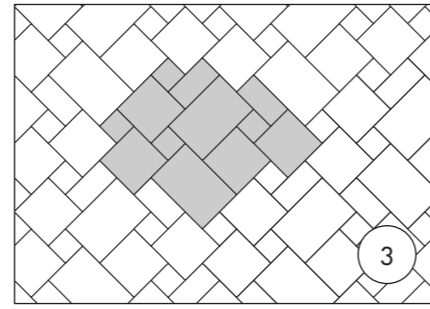
Si consiglia posa con fuga 3/4 mm
Suggested laying with 3/4 mm joint



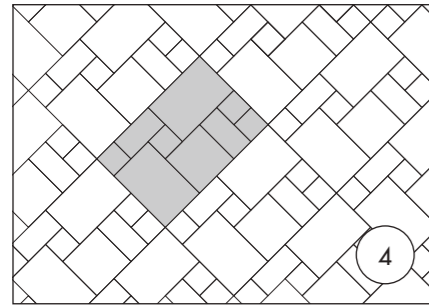
formati sizes	pz/modulo	%/mq	pz/mq
20x20	1	9	2,30
40x40	1	36	2,30
40x60	1	55	2,30



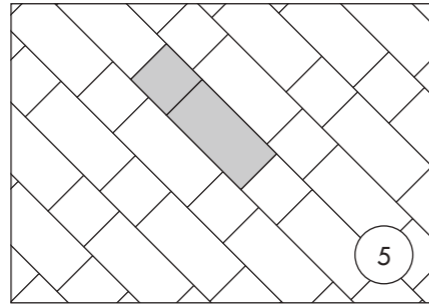
formati sizes	pz/modulo	%/mq	pz/mq
20x20	2	9	1,92
20x40	2	18	1,92
40x40	1	18	1
40x60	2	55	1,92



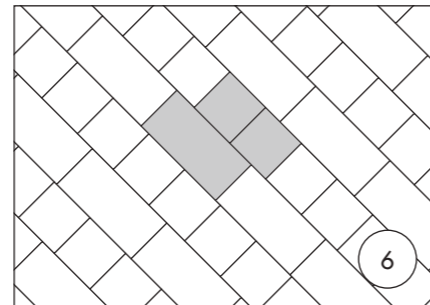
formati sizes	pz/modulo	%/mq	pz/mq
20x20	4	11	2,76
20x40	2	11	1,38
40x40	4	44,5	2,76
40x60	2	33,5	1,38



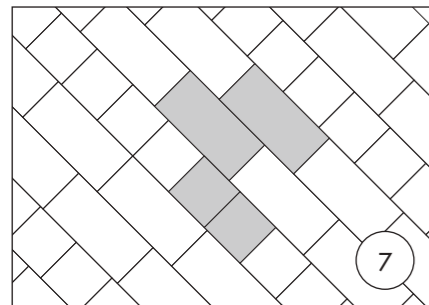
formati sizes	pz/modulo	%/mq	pz/mq
20x20	4	17	4,16
20x40	2	17	2,08
40x40	1	17	1,04
40x60	2	49	2,08



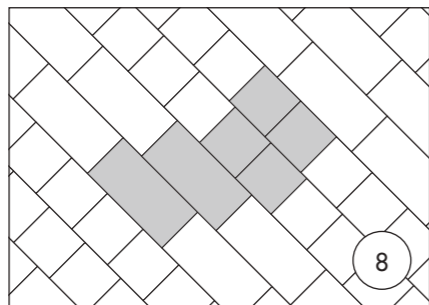
formati sizes	pz/modulo	%/mq	pz/mq
25x25	1	33	5,33
25x50	1	67	5,33
20x20	1	33	8,33
20x40	1	67	8,33



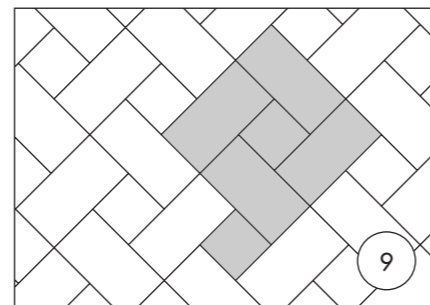
formati sizes	pz/modulo	%/mq	pz/mq
25x25	2	50	8
25x50	1	50	4
20x20	2	50	12,5
20x40	1	50	6,25



formati sizes	pz/modulo	%/mq	pz/mq
25x25	2	33	5,33
25x50	2	67	5,33
20x20	2	33	8,33
20x40	2	67	8,33



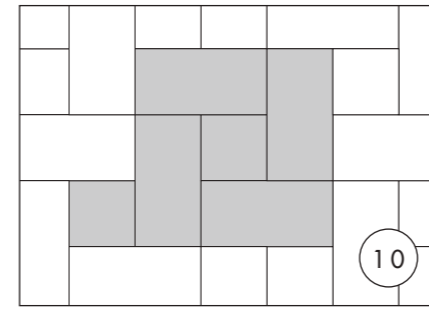
formati sizes	pz/modulo	%/mq	pz/mq
25x25	4	50	8
25x50	2	50	4
20x20	4	50	12,5
20x40	2	50	6,25



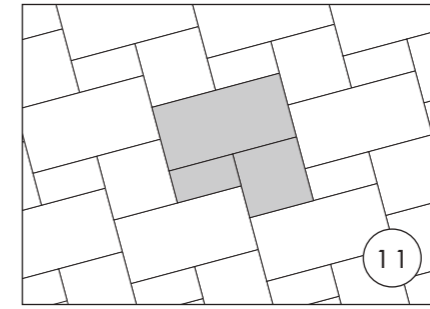
formati sizes	pz/modulo	%/mq	pz/mq
25x25	2	20	3,2
25x50	4	80	6,4
20x20	2	20	5
20x40	4	80	10

I Laying suggestions

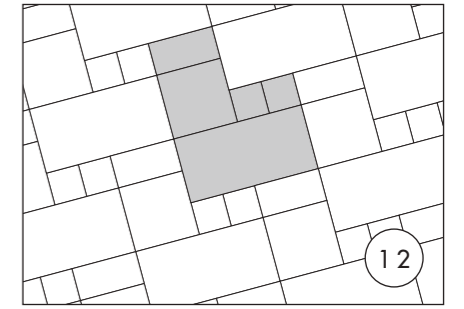
Si consiglia posa con fuga 2 mm
Suggested laying with 2 mm joint



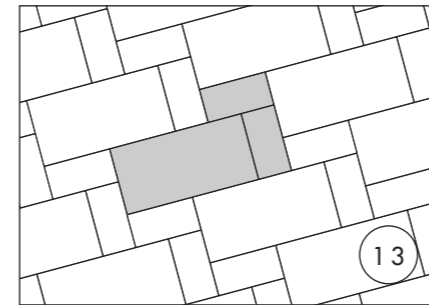
formati sizes	pz/modulo	%/mq	pz/mq
60x120	4	80	1,11
60x60	2	20	0,55



formati sizes	pz/modulo	%/mq	pz/mq
60x120	1	57,14	0,79
60x60	1	28,57	0,79
30x60	1	14,28	0,79



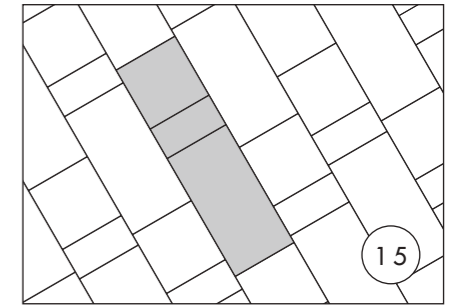
formati sizes	pz/modulo	%/mq	pz/mq
60x120	1	50	0,69
60x60	1	25	0,69
30x60	1	12,5	0,69
30x30	2	12,5	1,38



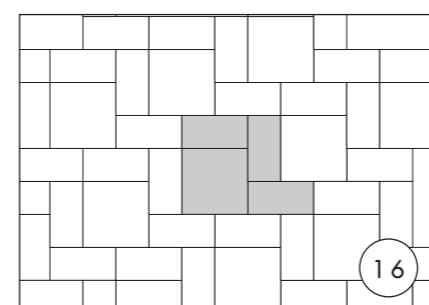
formati sizes	pz/modulo	%/mq	pz/mq
60x120	1	66,66	0,93
30x60	2	33,33	1,85



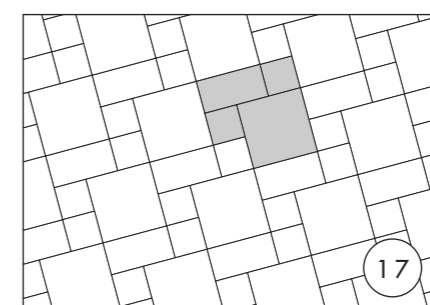
formati sizes	pz/modulo	%/mq	pz/mq
60x120	2	66,66	0,93
60x60	1	16,66	0,46
30x60	1	8,33	0,46
30x30	2	8,33	0,96



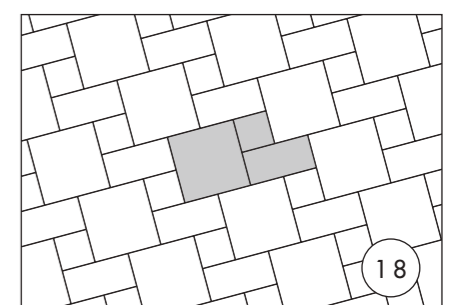
formati sizes	pz/modulo	%/mq	pz/mq
60x120	1	57,14	0,79
60x60	1	28,57	0,79
30x60	1	14,29	0,79



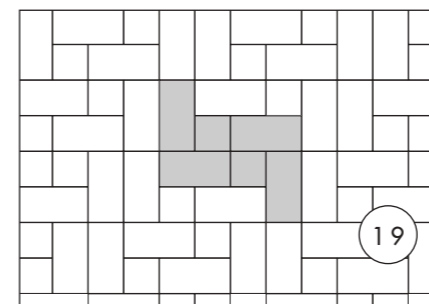
formati sizes	pz/modulo	%/mq	pz/mq
60x60	1	40	1,11
30x60	3	60	3,33



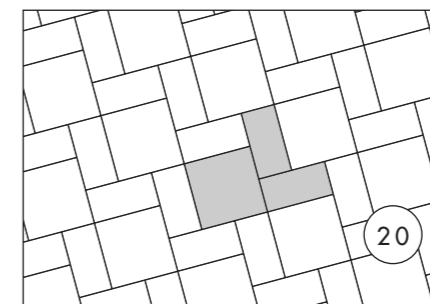
formati sizes	pz/modulo	%/mq	pz/mq
60x60	1	50	1,39
30x60	1	25	1,39
30x30	2	25	2,78



formati sizes	pz/modulo	%/mq	pz/mq
60x60	1	57,14	0,63
30x60	1	28,57	0,63
30x30	1	14,29	0,63

















formati sizes	pz/modulo	%/mq	pz/mq
30x60	4	80	4,44
30x30	2	20	2,22



formati sizes	pz/modulo	%/mq	pz/mq
60x60	1	50	1,38
30x60	2	50	2,77










caratteristiche tecniche technical characteristics

GRES PORCELLANATO SMALTATO GLAZED PORCELAIN TILE
NORMA DI RIFERIMENTO SPECIFICATION REFERENCE ISO 13006/EN14411 APPENDICE G BIa GL

CARATTERISTICA TECNICA TECHNICAL FEATURE CARACTÉRISTIQUE TECHNIQUE TECHNISCHE EIGENSCHAFT	TEST METHOD	CERAMICHE MARINER
 LUNGHEZZA E LARGHEZZA LENGTH AND WIDTH LONGUEUR ET LARGEUR LÄNGE UND BREITE SPESSORE THICKNESS ÉPAISSEUR STÄRKE RETTILINEITÀ SPIGOLI STRAIGHTNESS OF SIDES RECTITUDE DES ARÊTES KANTENGERADHEIT ORTOGONALITÀ RECTANGULARITY ORTHOGONALITÉ RECHTWINKLIGKEIT PLANARITÀ SURFACE FLATNESS PLANÉITÉ EBENFLÄCHIGKEIT ASPETTO ASPECT APPARANCE AUSSEHEN	UNI EN ISO 10545-2	CONFORME COMPLIANT CONFORME ENTSPRICHT DEN ANFORDERUNGEN
 ASSORBIMENTO D'ACQUA WATER ABSORPTION ABSORPTION D'EAU WASSERAUFNAHME	UNI EN ISO 10545-3	≤ 0,5%
 RESISTENZA A FLESSIONE FLEXURAL STRENGTH RESISTANCE À FLÉCHISSEMENT BIEGEFESTIGKEIT MODULO DI ROTTURA BREAKING STRENGTH MODULE DE RUPTURE UNTERBRECHUNGSMODUL	UNI EN ISO 10545-4	≥ 35 N/mm ² ≥ 1300 N
 DETERMINAZIONE DELLA RESISTENZA ALL'URTO DETERMINATION OF IMPACT RESISTANCE RÉSISTANCE AUX CHOCS BESTIMMUNG DER SCHLAGFESTIGKEIT	UNI EN ISO 10545-5	0,90
 RESISTENZA ALL'ABRASIONE (METODO PEI) ABRASION RESISTANCE (PEI-METHOD) RÉSISTANCE À L'ABRASION (MÉTHODE PEI) WIDERSTAND G. OBERFLÄCHENVERSCHLEISS (NACH PEI-METHODE)	UNI EN ISO 10545-7	DA 3 A 5 IN BASE AL COLORE FROM 3 TO 5, ACCORDING TO COLOR DE 3 À 5, SELON COULEUR VON 3 ZU 5, JE NACHDEM FARBE
 COEFFICIENTE DI DILATAZIONE TERMICA LINEARE THERMAL EXPANSION COEFFICIENT COEFFICIENT DE DILATATION THERMIQUE LINÉAIRE LINEARER WÄRMEAUSSDEHNUNGSKOEFFIZIENT	UNI EN ISO 10545-8	(5,7±5,9) X 10 ⁻⁶ /°C
 RESISTENZA AGLI SBALZI TERMICI THERMAL SHOCK RESISTANCE RÉSISTANCE AUX ÉCARTS DE TEMPERATURE WIDERSTANDSFÄHIGKEIT GEGEN TEMPERATURSCHWANKUNGEN	UNI EN ISO 10545-9	RESISTENTE RESISTANT RÉSISTANT BESTÄNDIG
 DETERMINAZIONE DELLA DILATAZIONE DOVUTA ALL'UMIDITÀ DETERMINATION OF DILATATION DUE TO HUMIDITY DILATATION DUE À L'HUMIDITÉ FEUCHTIGKEITSBESTÄNDIGKEIT	UNI EN ISO 10545-10	0,0 mm/m
 DETERMINAZIONE DELLA RESISTENZA AL CAVILLO DETERMINATION OF CRAZING RESISTANCE RÉSISTANCE CRAQUELAGE HAARRISSBESTÄNDIGKEIT	UNI EN ISO 10545-11	RESISTENTE RESISTANT RÉSISTANT BESTÄNDIG
 RESISTENZA AL GELO FROST RESISTANCE RÉSISTANCE AU GEL FROSTBESTÄNDIGKEIT	UNI EN ISO 10545-12	INGELIVO FROST-RESISTANT RÉSISTANT AU GEL FROSTBESTÄNDIG
 RESISTENZA AGLI AGENTI CHIMICI RESISTANCE TO CHEMICALS RÉSISTANCE CHIMIQUE CHEMIKALIENBESTÄNDIGKEIT	UNI EN ISO 10545-13	MINIMO CLASSE B MINIMUM CLASS B MINIMUM CLASS B MINIMUM KLASSE B
 RESISTENZA ALLE MACCHIE STAIN RESISTANCE RÉSISTANCE AUX TÂCHES FLECKENBESTÄNDIGKEIT	UNI EN ISO 10545-14	MINIMO CLASSE 3 MINIMUM CLASS 3 MINIMUM CLASS 3 MINIMUM KLASSE 3
 RESISTENZA ALLO SCIVOLAMENTO SLIP RESISTANCE RÉSISTANCE AU GLISSEMENT BESTIMMUNG DER RUTSCHFESTIGKEIT	DIN EN 16165 ANNEX A (NA.1) BAREFOOT RAMP TEST DIN EN 16165 ANNEX B (NA.2) SHOD RAMP TEST C.o.F B.C.R./D.M. 236 14/6/89 DIGITAL TRIBOMETER D.C.o.F	IN BASE ALLA FINITURA ACCORDING TO THE FINISH SELON LA FINITION JE NACHDEM OBERFLÄCHE
 REAZIONE AL FUOCO REACTION TO FIRE RÉACTION AU FEU BRANDVERHALTEN	96/603/CE	A1 _{FL} /A1

caratteristiche tecniche technical characteristics

RIVESTIMENTO WALL TILE
NORMA DI RIFERIMENTO SPECIFICATION REFERENCE ISO 13006/EN 14411 APPENDICE L BIII GL

CARATTERISTICA TECNICA TECHNICAL FEATURE CARACTÉRISTIQUE TECHNIQUE TECHNISCHE EIGENSCHAFT	TEST METHOD	CERAMICHE MARINER
 LUNGHEZZA E LARGHEZZA LENGTH AND WIDTH LONGUEUR ET LARGEUR LÄNGE UND BREITE SPESSORE THICKNESS ÉPAISSEUR STÄRKE RETTILINEITÀ SPIGOLI STRAIGHTNESS OF SIDES RECTITUDE DES ARÊTES KANTENGERADHEIT ORTOGONALITÀ RECTANGULARITY ORTHOGONALITÉ RECHTWINKLIGKEIT PLANARITÀ SURFACE FLATNESS PLANÉITÉ EBENFLÄCHIGKEIT ASPETTO ASPECT APPARANCE AUSSEHEN	UNI EN ISO 10545-2	CONFORME COMPLIANT CONFORME ENTSPRICHT DEN ANFORDERUNGEN
 ASSORBIMENTO D'ACQUA WATER ABSORPTION ABSORPTION D'EAU WASSERAUFNAHME	UNI EN ISO 10545-3	> 10 %
 RESISTENZA A FLESSIONE FLEXURAL STRENGTH RESISTANCE À FLÉCHISSEMENT BIEGEFESTIGKEIT MODULO DI ROTTURA BREAKING STRENGTH MODULE DE RUPTURE UNTERBRECHUNGSMODUL	UNI EN ISO 10545-4	> 600 N ≥ 12 N/mm ²
 RESISTENZA AGLI SBALZI TERMICI THERMAL SHOCK RESISTANCE RÉSISTANCE AUX ÉCARTS DE TEMPERATURE WIDERSTANDSFÄHIGKEIT GEGEN TEMPERATURSCHWANKUNGEN	UNI EN ISO 10545-9	RESISTENTE RESISTANT RÉSISTANT BESTÄNDIG
 DETERMINAZIONE DELLA DILATAZIONE DOVUTA ALL'UMIDITÀ DETERMINATION OF DILATATION DUE TO HUMIDITY DILATATION DUE À L'HUMIDITÉ FEUCHTIGKEITSBESTÄNDIGKEIT	UNI EN ISO 10545-10	0,0 mm/m
 RESISTENZA AL CAVILLO CRAZING RESISTANCE RESISTANCE À LA CRAQUELURE HAARRISSBESTÄNDIGKEIT	UNI EN ISO 10545-11	RESISTENTE RESISTANT RÉSISTANT BESTÄNDIG
 RESISTENZA ALL'ATTACCO CHIMICO (PRODOTTI CHIMICI DI USO DOMESTICO E ADDITIVI PER PISCINA) CHEMICAL RESISTANCE (CHEMICAL PRODUCTS FOR DOMESTIC USE AND ADDITIVES FOR SWIMMING POOL) RÉSISTANCE À L'ATTAQUE CHIMIQUE (PRODUITS CHIMIQUES À USAGE DOMESTIQUE ET ADDITIFS POUR PISCINE) BESTÄNDIGKEIT GEGEN CHEMIKALIEN (CHEMISCHE PRODUKTEN FÜR DEN HÄUSLICHEN GEBRAUCH UND ZUSATZSTOFFEN FÜR SCHWIMMBAD)	UNI EN ISO 10545-13	MINIMO CLASSE B MINIMUM CLASS B MINIMUM CLASSE B MINIMUM KLASSE B
 RESISTENZA ALLE MACCHIE STAIN RESISTANCE RÉSISTANCE AUX TÂCHES FLECKENBESTÄNDIGKEIT	UNI EN ISO 10545-14	MINIMO CLASSE 3 MINIMUM CLASS 3 MINIMUM CLASSE 3 MINIMUM KLASSE 3
 REAZIONE AL FUOCO REACTION TO FIRE RÉACTION AU FEU BRANDVERHALTEN	96/603/CE	A1 _{FL} /A1

condizioni generali di vendita

OGGETTO DELLA FORNITURA. La fornitura comprende esclusivamente quanto indicato nella conferma d'ordine. Eventuali caratteristiche e dati risultanti da cataloghi o illustrazioni sono sempre approssimativi ed è quindi facoltà della Venditrice apportare quelle variazioni che si ritenessero opportune senza obbligo di preavviso.

ORDINI. Sono sempre impegnativi per il Compratore: la Venditrice sarà vincolata solo dopo la conferma scritta. Si intende comunque che ogni ordine viene fatto con la completa accettazione da parte del Compratore di tutte le condizioni generali stabilite dalla Venditrice. Nell'ordinazione dovranno essere contemplati soltanto articoli di produzione corrente: non saranno comunque oggetto di conferma quei materiali per i quali la Venditrice in dipendenza di esigenze interne o di mercato, ha ritenuto opportuno sospendere la produzione. Ogni ordine deve essere inoltrato per iscritto, anche se, per ragioni di urgenze dovesse essere preceduto da comunicazione telefonica.

TRATTATIVE. Quanto contemplato nella conferma della Venditrice annulla eventuali accordi o trattative che non siano riportati nella conferma stessa.

TERMINE DI CONSEGNA. Decorre dalla data di conferma d'ordine e deve intendersi come approssimativo: esso non costituisce comunque condizione essenziale e può essere prorogato di diritto dalla Venditrice per cause indipendenti dalla proprio volontà.

SPEDIZIONE. La spedizione si intende effettuata al momento in cui la fornitura viene messa a disposizione dell'acquirente o all'atto della consegna al vettore. Sono ammesse spedizioni anche parziali senza che ciò debba costituire per il Cliente causa di ritardo.

TRASPORTO. La merce, salvo specifico patto contrario scritto, è sempre venduta franco Stabilimento Ceramiche Mariner S.P.A. e viaggia a rischio e pericolo del Compratore anche se la Venditrice si fosse assunta l'onere della consegna a domicilio. Il Compratore è tenuto a precisare al momento dell'ordine dettagliate modalità di trasporto: la Venditrice spedisce la merce col mezzo ritenuto più opportuno qualora mancassero preventive indicazioni al riguardo, senza che ciò costituisca per il Compratore motivo di reclamo.

ASSICURAZIONE. Se richiesta è sempre a carico dell'acquirente.

IMBALLO. Salvo accordi diversi, preventivamente accettati dalla Venditrice, l'imballo sarà sempre in cartoni: avvenuta la consegna all'acquirente o al vettore senza reclami o riserve, cessa ogni responsabilità della Venditrice. Gli Europallet verranno addebitati in fattura a 10,00 €/cad. con possibilità di reso, previa richiesta di autorizzazione, con trasporto a carico dell'acquirente.

RECLAMI. I reclami relativi ad eventuali ammanchi o rotture dovranno essere fatti esclusivamente al vettore: qualunque altro reclamo relativo alla natura e caratteristiche del materiale dovrà essere tempestivamente inoltrato alla Venditrice a mezzo lettera raccomandata, non oltre in ogni caso 10 gg. dal ricevimento della merce. Trascorso tale termine si intende che la merce è stata vista ed accettata nello stato in cui si trova.

CARATTERISTICHE MATERIALI. Le tonalità dei colori campiona-

ti hanno carattere puramente indicativo, così come la possibilità di ripetere tonalità precedentemente fornite, non rappresenta impegno per la fornitrice e motivo di reclamo per l'acquirente.

GARANZIA. La Venditrice garantisce la qualità di quanto fornito conformemente alle scelte richieste dal Compratore: si impegna a sostituire in pari quantità quei materiali che, a suo insindacabile giudizio, dovessero presentare difetti tali da non essere considerati conformi all'ordine, senza peraltro essere tenuta a risarcimento di danni diretti o indiretti di qualsiasi ragione. La garanzia non è trasferibile ed è valida soltanto nei confronti dell'acquirente cui è intestata la fattura di vendita.

CONTESTAZIONI. Nel modo più assoluto non saranno presi in esame i reclami riferiti a materiali già in opera. In ogni caso, anche qualora il Compratore ritenesse di poter vantare reclami o diritti, non sono ammissibili ritardi o sospensioni di pagamento in corso.

INADEMPIENZE E INSOLVENZE. In caso di mancato o ritardato pagamento totale o parziale, sarà facoltà della Venditrice risolvere in tutto o in parte qualsiasi contratto in atto, facendo valere ogni suo diritto.

PREZZI. Si intendono sempre riferiti al listino in vigore al momento della conferma della Venditrice. Sono sempre relativi a merce franco stabilimento e non comprendono quindi altri oneri come I.V.A bolli o tasse di qualsiasi natura, che saranno sempre a carico del Compratore.

PAGAMENTI. I pagamenti dovranno essere effettuati come indicati nella conferma d'ordine: a tutti gli effetti il luogo del pagamento resta fissato nella sede di Ceramiche Mariner S.P.A. anche se effettuati a mezzo di personale autorizzato, rimessa diretta, tratte autorizzate o effetti.

La Venditrice ha facoltà di porre in circolazione i titoli ricevuti in pagamento, i quali si intendono sempre accettati prosolvendo e salvo buon fine. L'inosservanza dei termini di pagamento dà diritto alla Venditrice:

- di esigere gli interessi di mora al tasso commerciale corrente più le spese;
- di emettere tratte ritenendole autorizzate in luogo dei pagamenti pattuiti per rimessa diretta;
- di sospendere ogni evasione di ordini in corso;
- in caso di protesti di esigere a vista l'importo totale dovute.

SPESE TRATTE. Gli oneri relativi al bollo delle tratte emesse dalla Venditrice sono a carico dell'acquirente e saranno conteggiati in fattura e comprese nella tratta stessa.

FORO. Qualsiasi controversia dipendente o conseguente da contratti con Ceramiche Mariner S.P.A., anche se riferibili ad affari trattati da propri dipendenti o incaricati fuori dalla propria Sede, unico Foro competente è quello di Reggio Emilia.

RISERVA DI PROPRIETÀ. La merce resta di proprietà di Ceramiche Mariner S.P.A. fino a suo completo pagamento.

general sale conditions



OBJECT OF THE SUPPLY. The supply includes what indicated in the order confirmation only. Given features and information in catalogues or illustrations are always approximate and it is therefore the seller's right to make any variations considered necessary without advance warning.

ORDERS. These are always binding for the purchaser: the seller shall only be committed after written confirmation. It is, however, understood that each order is placed with the purchaser's full acceptance of all general conditions established by the seller. Articles of current production only shall be contemplated in the order: those production's materials of which the seller has considered it advisable to suspend owing to internal or market requirements shall not therefore be subject to confirmation. Every order shall be made in writing although this can be preceded by a telephone call in the event of urgent need.

NEGOTIATION. Everything indicated in the seller's confirmation voids an agreement or negotiation which may not be included in the confirmation itself.

DELIVERY TERM. This runs from the date of the order confirmation and shall be considered as approximate: it shall not, in any case, be considered an essential condition and may be extended by the seller in the event of unforeseen circumstances.

DISPATCH. Dispatch is understood to have been made the moment in which the goods are placed at the purchaser's disposal on deliver to the carrier. Partial dispatches are also permitted without this being considered by the customer as cause of delay.

TRANSPORT. Except specific written agreement, which tells the contrary, the goods are always understood as having been sold ex works Ceramiche Mariner S.P.A. and travel at the purchaser's risk even when the seller has assumed the charge of delivery at the purchaser's. The purchaser undertakes to live details about the means of transport when placing the order: failing this, the seller shall dispatch the goods via the means considered the most opportune without this entitling the purchaser to make claims.

INSURANCE. If requested, is always under the purchaser's charge.

PACKAGING. Except different agreement accepted by the seller packaging shall always be in boxes: all seller's responsibilities shall cease once delivery has been made to the purchaser or carrier without claims or reserves. We will charge 10€/each Europallet on invoice, with the possibility of returning them, under request of authorisation; transport costs are at the expense of the customer.

CLAIMS. Claims about missing goods or breakages shall only be made to the carrier. Any other claim concerning the nature or features of the material shall be immediately forwarded to the seller by means of registered letter no later than 10 days following receipt of goods themselves. Once this terms has elapsed the goods shall be understood to have been examined and accepted as they are.

FEATURES OF THE MATERIALS. The shades of the sample colours are purely indicative while the possibility of repeating previously supplied colour tones shall not be binding for the seller and shall not entitle the purchaser to make claims.

GUARANTEE. The seller guarantees the quality of the supplied

materials according to the grades requested by the purchaser: the seller undertakes to replace in equal quantities those material which, according to his final judgement, present defects as to be considered not in compliance with the order, without, moreover, being obliged to refund of direct or indirect damages for any reason whatsoever.

The guarantee cannot be transferred and shall only be valid for the purchaser to whom the sales invoice is made for.

DISPUTES. In no case shall claims pertaining to already laid materials be considered. Moreover, in no case shall delays or suspensions of payments in progress be permitted even if the purchaser considers himself entitled to make claims.

DEFAULTS AND INSOLVENCIES. In case of total or partial unfulfilled or delayed payment the seller shall have the right to completely or partially withdraw from a contract in progress and to demand all his rights.

PRICES. These are always understood to refer to the price list in force at the moment of the seller's confirmation.

They always pertain to goods delivered ex works and do not, therefore, include other charges such as VAT, stamps or taxes of any nature which shall be under the purchaser's charge.

PAYMENTS. Payment shall always be fulfilled as indicated on the order confirmation: in any case, the place of payment shall always be the registered offices of Ceramiche Mariner S.P.A. even if it's made through authorized staff's direct remittance, authorized drafts or bills. The seller has the rights to circulate the instruments received in payment which shall always be understood to have been accepted pro solvendo and subject to collection. Failure to comply with the terms of payment entitles the seller to:

- exact the arrears interests at the current commercial rate, plus expenses;
- issue drafts, considering them authorized in place of the agreed payments by direct remittance;
- suspend fulfilment of orders in progress;
- in the event of protests, to exact the total due sum on sight.

DRAFT EXPENSES. Charges pertaining to the stamps on the drafts issued by the seller shall be at the Purchaser's charge, calculated in future and included in the draft itself.

COMPETENT COURT. The only competent court shall be that of Reggio Emilia for all disputes resulting from or following contracts with Ceramiche Mariner S.P.A. even when they concern business negotiated by employees of the company or authorized persons outside the registered offices.

RESERVE OF PROPERTY. All goods shall remain the property of Ceramiche Mariner S.P.A. until payment is made in full.

Istruzioni per la cura e la manutenzione del gres porcellanato

PULIZIA FINALE DOPO L'INSTALLAZIONE

Leggere sempre attentamente le istruzioni fornite dal produttore dello stucco che si sta utilizzando per la posa delle piastrelle.

Seguendo le indicazioni e le tempistiche fornite dal produttore, spazzare il pavimento. Entro 48 ore dalla stuccatura e prima che lo stucco indurisca definitivamente, bagnare il pavimento con i detergenti consigliati in etichetta o scheda tecnica dello stucco.

Usa l'esatta diluizione del detergente suggerito dal produttore stesso, adatto alla tua superficie (liscia o ruvida). Stendere la soluzione di detergente utilizzando un mop o una spazzola rotante per grandi superfici utilizzando i dischi idonei. Lasciare agire la soluzione per i tempi suggeriti dal produttore del detergente.

Risciacquare con acqua tiepida e panni puliti e ripetere più volte fino ad eliminare tutte le macchie ed i residui di stucco. Assicurarsi di cambiare più volte l'acqua di risciacquo. Completare la pulizia con l'operazione di asciugatura. Prestare attenzione per evitare il contatto della soluzione detergente con altri materiali (metallo, marmo, ecc.). Fare sempre attenzione ed utilizzare i DPI indicati dal produttore dei detergenti.

ATTENZIONE!!

Lo stucco epossidico non può essere pulito a completo indurimento se non meccanicamente con rischi per la superficie delle piastrelle. Per maggiori informazioni e consigli, consultare i suggerimenti del produttore della boiacca sui tempi delle operazioni di pulizia. Bisogna fare attenzione ai prodotti intarsiati, lucidati ed antiscivolo. Nel particolare per i prodotti antiscivolo, l'utilizzo di una macchina lavapavimenti abbinato all'azione di un detergente acido aiuta a raggiungere gli spazi tra piastrelle adiacenti ed a pulirle adeguatamente. Se tale operazione di pulizia non viene eseguita, o se tale pulizia viene eseguita troppo tardi, il residuo di stucco crea un film estremamente assorbente, che trattiene lo sporco, rendendo difficile la pulizia della superficie e determina un progressivo cambiamento dell'aspetto iniziale della piastrella. In questo caso Ceramiche Mariner s.p.a. non sarà responsabile per eventuali danni causati alla superficie.

CURA E MANUTENZIONE DELLE PIASTRELLE

Se si seguono le regole di pulizia dopo l'installazione, la manutenzione ordinaria, ovvero la pulizia quotidiana per rimuovere lo sporco dal traffico e l'uso generale della superficie piastrellata, è ragionevolmente facile. Ricordiamo che il gres porcellanato è un prodotto dalle ottime caratteristiche tecniche che consentono il massimo grado di resistenza all'usura meccanica e resistenza agli acidi (ad eccezione dell'acido fluoridrico e suoi derivati) ed agli alcali. La manutenzione ordinaria deve essere eseguita utilizzando detergenti specializzati per rimuovere le macchie, ma questi detergenti non devono lasciare residui di cera, film o membrana che modifichino la superficie propria della piastrella.

Risciacquare bene con abbondante acqua pulita dopo la procedura di pulizia. Si sconsiglia l'uso di prodotti che dichiarano di "non necessitare di risciacquo". I prodotti dai colori vivaci, in particolare le piastrelle bianche e soprattutto quelle con finitura lucida o levigata, sono più delicati e tendono a macchiarsi più fa-

cilmente rispetto alle piastrelle più scure. È necessario ricordare che questi particolari prodotti richiedono un'attenta manutenzione. Si informa che la normativa ISO 13006 allegato G, relativa alla Resistenza alle macchie (ISO 10545-14), non copre le macchie di gomma (scarpe, tacchi, tappetini, etc ...) soprattutto dove questo tipo di macchie sono frequenti. Pertanto, Ceramiche Mariner s.p.a. non sarà ritenuto responsabile per tali danni alla superficie di questi prodotti. Tutti i tipi di superficie della gamma Mariner possono essere lavati con acqua pulita e detergente appropriato. Si consiglia una pulizia periodica con prodotti basici o un prodotto basico micro-schiumogeno per gres porcellanato, seguita da un accurato risciacquo ed asciugatura.

PULIZIA EXTRA

Eventuali macchie o segni possono essere rimossi abbastanza facilmente poiché il gres porcellanato ha proprietà di assorbimento molto basse e resiste agli acidi ed alle basi.

A seconda del tipo di macchia, puoi usare:

- ACIDI per macchie INORGANICHE,
- BASI per tinte ORGANICHE,
- SOLVENTI per tinte SINTETICHE.

Deve essere evitato l'uso di comuni acidi aggressivi (come ad esempio l'acido muriatico). Questi prodotti rimuovono i residui di stucco ma danneggiano anche irrimediabilmente lo stucco all'interno del giunto. Prestare attenzione anche a tutti i prodotti contenenti ACIDO FLUORIDO (HF) IN QUANTO DANNEGGIANO IRREPARABILMENTE TUTTI I TIPI DI SUPERFICI CERAMICHE E VETROSE. Per informazioni sui prodotti adeguati al tipo di macchia, facilmente reperibili in commercio, fare riferimento alla scheda tecnica del produttore.

ATTENZIONE!!

I suggerimenti di cui sopra sono il risultato di ricerche, test di laboratorio e diversi anni di esperienza. Tuttavia, le caratteristiche di pulizia dei materiali possono variare sensibilmente a seconda delle diverse modalità di posa, condizioni di utilizzo, tipologia di superficie e destinazione. Come regola generale, maggiori sono i valori di antiscivolo delle piastrelle, maggiormente possono sorgere gli inconvenienti di pulizia. L'operatore professionale addetto alla manutenzione ed alla pulizia dovrà sempre verificare lo stato della superficie prima di procedere con qualsiasi operazione di pulizia e/o manutenzione. Si consiglia di testare alcune piastrelle prima dell'installazione. Ceramiche Mariner s.p.a. declina ogni responsabilità con riferimento ad operazioni di pulizia e manutenzione in caso di condizioni di utilizzo gravose (quali officina meccanica o locali che presentino residui oleosi o impronte di pneumatici), cattiva installazione o errate operazioni di pulizia. Resta inteso che Ceramiche Mariner non sarà responsabile per alcun evento, danno o difetto dovuto ad errata posa delle piastrelle, ad errate operazioni di pulizia e manutenzione o ad inadeguata scelta del tipo di materiale da posare o degli adesivi utilizzati in una determinata destinazione d'uso.

Care and maintenance instructions for gres porcelain tiles



FINAL CLEANING AFTER INSTALLATION

Always read carefully the instructions provided by the manufacturer of the grout that you are using for the installation of your tiles. Following the timing indications of the manufacturer, then sweep the floor. Within 48 hours from grouting and before the grout hardens definitively, wet the floor with the cleaning agents recommended on the label or technical sheet of the grout. Use the exact dilution of the cleaning agent suggested by the producer itself, suitable for your surface (smooth or textured). Spread the solution especially made for stoneware using a mop or a rotary brush for large surfaces, and featuring suitable discs, and let the solution work for the timing suggested by the producer of the cleaning agent. Rinse with warm water and clean cloths and repeat several times until all stains and residues have been eliminated. Make sure to change rinsing water several times. Complete by drying. Pay attention to prevent contact of the cleaning solution with other materials (metal, marble, etc.). Always take care to use the PPE indicated by the manufacturer of cleaning agents.

ATTENTION!!

Epoxy-Based grout cannot be cleaned when it has completely hardened other than mechanically with risks to the surface of the tiles. For more information and recommendations, consult the grout manufacturer suggestions about the timing of cleaning operations. Care must be taken on inlaid, polished and anti-slip products. In particular for anti-slip products, the use of a floor-washing machine combined with the action of an acid detergent helps reach the spaces between adjacent tiles and clean them properly. If such a cleaning procedure is not carried out, or if such cleaning is carried out too late, the grout residue creates an extremely absorbent film, which holds dirt, making the surface difficult to clean: in this case, Ceramiche Mariner s.p.a. will not be liable for any damage caused to the surface.

CARE AND MAINTENANCE OF TILES

If the cleaning rules after installation are followed, routine maintenance, i.e. everyday cleaning to remove dirt from traffic and general use of the tiled surface, is reasonably easy. We would like to remind you that porcelain stoneware is a product with excellent technical features which allow for the highest grade of mechanical wear and resistance to acids (except for hydrofluoric acid and its derivatives) and alkalis. Ordinary maintenance must be carried out using specialist detergents to remove stains, but these detergents must not leave a wax, film or membrane residue that modify the own surface of the tile. Rinsing well with plenty of clean water after cleaning procedure. We advise against the use of products which state that

they "do not need rinsing". Bright colored products, in particular white tiles, especially those with a polished or honed finish, are more delicate and they tend to stain more easily than darker tiles. It is necessary to remember that these particular products require careful maintenance. We would like to inform you that, the ISO 13006 annex G standards, concerning Resistance to staining (ISO

10545-14), do not cover rubber stains (shoes, heels, mats, etc...) especially where these kinds of stains are frequent. Therefore, Ceramiche Mariner s.p.a. will not be held liable for any such damage to the surface of these products. All types of surface of the brand Mariner range can be washed with clean water and the appropriate cleaning agent. We recommend periodical cleaning with basic products or a micro-foaming basic product for porcelain stoneware, followed by thorough rinsing and drying.

EXTRA-DUTY CLEANING

Any stains or marks can be removed quite easily since porcelain stoneware has very low absorption properties and resists acids and bases.

Depending on the type of stain, you can use:

- ACIDS for INORGANIC stains,
- BASES for ORGANIC stains,
- SOLVENTS for SYNTHETIC stains.

The use of common aggressive acids (such as muriatic acid for instance) must be avoided. These products remove residues of grout but also irreparably damage the grout within the joint. Also pay attention to all products containing HYDROFLUORIC ACID (HF) SINCE THEY IRREPARABLY DAMAGE ALL TYPES OF CERAMIC SURFACES. For information about products appropriate for the type of stain, which can be easily found on the market, refer to the producer technical sheet

WARNING

The above suggestions are a result of research, laboratory tests and several years' experience. However, the cleaning features of the materials may vary significantly according to the different installation methods, conditions of use, types of surface and destination. As a general rule, the higher the anti-slip values of the tiles are, the greater cleaning inconveniences may arise. The professional operator in charge of maintenance and cleaning shall always check the surface condition before proceeding with any cleaning and/or maintenance operation. We suggest to test some tiles before installation. Ceramiche Mariner s.p.a. declines any liability with reference to cleaning and maintenance operations in case of heavy conditions of use (such as mechanical workshop or spaces presenting oily residues or tyre marks), bad installation work or wrong cleaning operations. It is agreed that Ceramiche Mariner shall not be liable for any event, damage or defect due to wrong installation of the tiles, faulty cleaning and maintenance operations or inadequate choice of the type of material to be laid or of the adhesives used in a certain destination of use.

NUOVE CERTIFICAZIONI NEW CERTIFICATIONS

PARITÀ

Si tratta di una certificazione che le aziende più virtuose possono ottenere da enti accreditati, i quali verificano la gestione dell'azienda in linea con i principi di parità di genere, come equità retributiva, pari politiche di formazione e avanzamento di carriera, attenzione alla genitorialità e luogo di lavoro adeguato.

UNI/PDR125:2022



GENDER EQUALITY

This is a certification that the most virtuous companies will be able to request from accredited certification bodies, to certify the compliance of the business organization with the principles of gender equality, such as pay equity, equal training policies and career advancement, attention to parenting, adequate workplace.

ENERGIA

Definisce un quadro di gestione dell'energia per stabilire politiche, processi, procedure e compiti specifici per raggiungere gli obiettivi energetici di un'organizzazione. Questo documento fornisce i requisiti per un processo sistematico, basato sui dati raccolti e concentrato su un continuo miglioramento delle prestazioni energetiche.

ISO 50001



ENERGY

It then defines an energy management framework to establish specific energy policies, processes, procedures and tasks to meet an organisation's energy objectives. This document provides requirements for a systematic process, based on collected data and focused on continuous improvement of energy performance.

SICUREZZA

Questa certificazione ha l'obiettivo finale di aiutare le aziende a fornire un ambiente di lavoro sicuro e sano per i propri dipendenti e tutti coloro che lo frequentano. Ciò può essere ottenuto controllando i fattori che potrebbero potenzialmente portare a lesioni, malattie e, in situazioni estreme, persino alla morte. Di conseguenza, la ISO 45001 lo è uno strumento fondamentale nella riduzione di tutti i fattori dannosi o che potrebbero costituire un grave pericolo per il benessere fisico e/o mentale dei lavoratori / lavoratrici.

ISO 45001



SECURITY

Has the ultimate goal of helping companies provide a safe and healthy working environment for their employees and all those who visit the workplace. This can be achieved by controlling factors that could potentially lead to injury, illness and, in extreme situations, even death. Consequently, ISO 45001 is concerned with mitigating all factors that are harmful or pose a danger to the physical and/or mental well-being of workers.

QUALITÀ

La certificazione di qualità è quel percorso, volontario, intrapreso dalla nostra azienda per fornire garanzie in più ai nostri clienti, fornitori e collaboratori sull'affidabilità e la qualità dei prodotti da noi realizzati. Si vuole valorizzare la qualità e l'origine dei prodotti realizzati, focalizzare l'attenzione nei confronti dei clienti, delle loro richieste e delle loro aspettative e implementare i processi alla ricerca di una sempre più alta qualità.

ISO 9001



QUALITY

Quality certification is the voluntary path undertaken by our company to provide additional guarantees to our customers, suppliers and collaborators on the reliability and quality of the products we produce. We aim to enhance the quality and origin of the products made, focus attention on customers, their requests and expectations and implement processes in search of increasingly high quality.

AMBIENTE

Il Sistema di Gestione Ambientale è l'insieme dei processi, dei procedimenti, degli strumenti, formalizzati al fine di rispondere ai requisiti richiesti dalle norme di riferimento (ISO 14001 ed EMAS). Sono strumenti utili per lo sviluppo sostenibile, sono un impegno concreto per limitare gli impatti ambientali diretti (derivanti dalle proprie attività) e indiretti (aspetti ambientali sui quali possono esercitare una certa influenza), migliorare l'abbattimento delle emissioni, incentivare il riciclaggio e le buone pratiche ambientali. Impegno principale dell'organizzazione certificata infatti è la politica del miglioramento continuo delle proprie prestazioni ambientali.

ISO 14001



ENVIROMENTS

The Environmental Management System is the set of processes, procedures and tools, formalized in order to meet the requirements required by the reference standards (ISO 14001 and EMAS). They are useful tools for a sustainable development, they are a concrete commitment to limit direct (deriving from one's own activities) and indirect (environmental aspects on which they can have a certain influence) environmental impacts, improve the reduction of emissions, encourage recycling and good environmental practices. In fact, the main commitment of the certified organization is the policy of continuous improvement of its environmental performance.

certificazioni certifications

L'EDP (Environmental Product Declaration) è una dichiarazione ambientale di prodotto, certificata e volontaria che attesta gli impatti ambientali del ciclo di vita del prodotto a cui è riferito. Costituisce un utile strumento nella scelta dei prodotti a valenza ambientale contribuendo al raggiungimento di crediti per la certificazione LEED. Ceramiche Mariner, assieme agli altri principali produttori del settore ceramico, ha partecipato allo studio di EPD media settoriale patrocinato da Confindustria Ceramica.



The EDP (Environmental Product Declaration) is a product's environmental declaration, certificated and voluntary, which certifies the life-cycle's environmental impacts of each product. It constitutes a useful instrument for choosing environmental value products, contributing to the achievement of credits for the LEED certification. Ceramiche Mariner, together with other main manufacturers of the ceramic branch, took part in the average sectoral EPD study, sponsored by Confindustria Ceramica.

La gamma dei prodotti di Ceramiche Mariner contiene al suo interno serie che godono del marchio di conformità QB UPEC. La classificazione UPEC, associata al marchio di certificazione QB, attesta l'idoneità dei prodotti in relazione alla destinazione d'uso. Le quattro lettere indicano il grado di prestazione rispettivamente agli ambiti: U: usura da calpestio P: caduta e spostamento di oggetti mobili e fissi E: presenza di acqua C: resistenza a macchie ed agenti chimici. Verifica quali prodotti godono della classificazione QB UPEC direttamente sul PORTALE CSTB.



Ceramiche Mariner's series include QB-UPEC-conformity-marked products. UPEC classification, associated with the QB certificate mark, certifies the suitability of the products according to their final use. The four letters indicate the performance grade, according to:
U: usury due to foot traffic P: fall and displacement of movable and fixed objects E: presence of water
C: resistance to stains and chemicals
Verify which products benefit from QB UPEC certification, directly on PORTALE CSTB

Questa classificazione consente di valutare il livello di Composti Organici Volatili (COV) che un prodotto è in grado di liberare all'interno di un ambiente chiuso. I COV sono pericolosi per l'ambiente e per la salute. Si trovano essenzialmente nei materiali a base di solventi come vernici, adesivi, trattamenti per il legno, ecc. Le piastrelle ceramiche vantano la classificazione A+, dal momento che non emettono nell'ambiente alcuna sostanza tossica.



This certificate enables customers to estimate the Volatile Organic Compounds (COV), which a product may release in an indoor environment. The COVs are dangerous for the environment and for people's health and are located into solvent-based materials, such as paint, stickers, wood treatment, etc. Glazed ceramic tiles claim A+ classification, as they do not release any toxic substance into the environment.

Il marchio "Ceramics of Italy" è il marchio distintivo dell'industria ceramica italiana. Identifica i prodotti di ceramica MADE IN ITALY ed il sistema di valori sociali, ecologici ed estetici propri delle aziende italiane. Il marchio "Ceramics of Italy" valorizza questo importante patrimonio storico, culturale e produttivo.



"Ceramics of Italy" mark is the distinctive mark of the Italian ceramic tile industry. It identifies the "MADE IN ITALY" ceramic products and the Italian companies' system of social, ecological and aesthetic values. "Ceramics of Italy" mark enhance the value of this important historical, cultural and manufacturing heritage.

Emanati nel 2017 dal Ministro dell'Ambiente, i "Criteri Ambientali Minimi per gli arredi per interni, per l'edilizia e per i prodotti tessili" sono una normativa che definisce le regole per gestire gli appalti di ristrutturazione e nuove costruzioni della Pubblica Amministrazione in Italia, con l'obiettivo di incentivare la progettazione e la realizzazione di edifici a ridotto impatto ambientale.



Issued by the Ministry of Environment in 2017, the "Minimum Environmental Criteria for Interior Design, Construction and Textile Products" are a regulation which defines the rule to manage the reconstruction works contracts of Public Administration in Italy, whose aim is to boost the planning and realisation of low-environmental-impact buildings

certificazioni certifications

Il Saudi Quality Mark è un marchio di proprietà SASO (organizzazione per gli standard metrologici dell'Arabia Saudita). L'apposizione del marchio è consentita esclusivamente su prodotti che hanno dimostrato la conformità agli standard sauditi, fabbricati in una struttura che dispone di un sistema di gestione efficace per garantire la conformità continua ai requisiti richiesti.

L'intera produzione di gres porcellanato di Ceramiche Mariner ha ottenuto l'autorizzazione all'apposizione del marchio SQM. La conformità a tali requisiti viene verificata con frequenza annuale, per conto di SASO, da un ente certificatore esterno attraverso accurate visite ispettive.



The Saudi Quality Mark is a SASO (the organisation for Saudi Arabia's metrology standards) property mark. The mark-affixing is allowed only on those products which had shown conformity to the Saudi standards, manufactured in a facility which disposes of an efficient managing system, that can guarantee a constant conformity to the requested requirements. Ceramiche Mariner's whole ceramic tile production achieved the authorization to affix the S-QM mark. The conformity of these standards is annually checked through accurate onsite inspections from an external certifying agent, on behalf of SASO.

L'intera produzione in gres porcellanato di Ceramiche Mariner possiede la certificazione di prodotto in classe A, obbligatoria per la vendita nel mercato cinese. La certificazione CCC verifica il valore di radioattività del prodotto in relazione alla sicurezza ed alla salute dell'utilizzatore finale. Questa certificazione è rilasciata esclusivamente da istituti accreditati dalle Autorità cinesi.



Ceramiche Mariner entire porcelain tile production owns the "class A product" certification, mandatory for retailing in the chinese market. The CCC Certification verifies the radioactivity value of each product, in relation to the final customer's safety and health. This certificate is issued by chinese-Authorities-accredited institutes only.

Ceramiche Mariner assolve agli obblighi derivanti dalla marcatura CE richiesta dall'Unione Europea a salvaguardia della salute e della sicurezza delle persone.



Ceramiche Mariner fulfills the obligations which arise from CE labelling, requested from the European Union in order to safeguard people's safety and health.

Ceramiche Mariner assolve agli obblighi derivanti dalla marcatura UKCA, come richiesto dalle normative vigenti nel Regno Unito, garantendo la conformità del suo prodotto.



Ceramiche Mariner fulfills the obligations arising from the UKCA marking, as required by the United Kingdom regulations, granting the compliance of its product.



MARINER CERAMICHE
CATALOGO GENERALE 2025

coordinamento Ceramiche Mariner
ambientazioni e grafica G&CO



MARINER